



NCA

National Crime Agency

NCA Strategic Assessment The Nature and Scale of Human Trafficking in 2013

Date published: 30/09/2014

Reference: 0093-UKHTC

Version number: v1.1

Authoring department/team: NCA OCC UKHTC

Author ☎ +44(0844)778 2406
 @ UKHTC@nca.x.gsi.gov.uk

Key points

- Romania is the most prevalent country of origin for potential victims of trafficking in the UK for the third consecutive year – more than half are exploited for sex
- Poland is the most common country of origin for potential victims of labour trafficking. 91% of potential victims from Poland have experienced labour exploitation
- Where the nationality is known, 78% of potential victims exploited for labour are EEA nationals who are legally working in the UK
- 53% of potential victims originating from Albania have been exploited overseas with no claims of exploitation taking place within the UK
- 88% of UK minors identified as potential victims have been sexually exploited, an increase of 250% on those reported in 2012
- Of the 55 children exploited for benefit claims, 91% originate from Slovakia
- Trafficking for organ harvest is not seen in the UK. Two possible cases reported of potential victims being trafficked to Europe are unsubstantiated

You must abide by the handling instructions shown at the end of this intelligence assessment. This assessment is supplied for intelligence purposes only and must not be used as evidence in legal proceedings. For further information, contact the originating department.

NCA Strategic Assessment on the Nature and Scale of Human Trafficking in 2013

1. This assessment was produced to provide an indication of the nature and scale of human trafficking during 2013. The findings of this assessment were compared to those from the United Kingdom Human Trafficking Centre's (UKHTC) Strategic Assessment on the Nature and Scale of Human Trafficking in 2012.

2. An intelligence requirement was disseminated by the NCA Intelligence Hub to all UK police forces via Regional Organised Crime Units, Police Scotland, Police Service of Northern Ireland, UK Border Force, Home Office, the Gangmasters' Licensing Authority (GLA), all Local Safeguarding Children Boards via London Safeguarding Children Board, and 23 Non Governmental Organisations (NGOs) who work with victims of human trafficking.

Report base

This assessment was produced using intelligence held by NCA, information stored on the National Referral Mechanism database (NRM), and responses to an intelligence requirement disseminated by NCA. NRM information obtained for this assessment comprised all referrals of potential victims of trafficking in the calendar year 2013. Any potential victims of trafficking encountered during this period who received a negative Reasonable Grounds or a negative Conclusive Decision¹ by 01/03/2014 were removed from the data set. Duplicates were removed to show a total number of unique potential victims of trafficking.

Information collected was dated from 01/01/2013 to 31/12/2013 and is judged to be reliable. Please note that certain caveats, to be borne in mind when interpreting the data, are listed in Annex A.

Responses to the intelligence requirement were received from 37 UK police forces (of which 24 provided information and 13 provided a nil return), the GLA, Home Office, and four Non Governmental Organisations. One Local Safeguarding Children Board responded with a nil return as all potential victims were referred to the NRM process.

The intelligence cut-off date for this report was 01/03/2014.

3. The assessment explores the number of potential victims of trafficking identified, their country of origin and exploitation types, as well as enablers to human trafficking, including recruitment techniques, transport methods and documentation. It also includes regional summaries of the types of exploitation encountered and country of origin of victims exploited within that region.

4. It aims to inform UK and international law enforcement, national and devolved government, NGOs, the voluntary sector, and, through publication on the NCA

¹ If a person receives a negative Reasonable Grounds or negative Conclusive Decision, this means that they have been found not to be a victim of human trafficking for the purpose of the Council of Europe Convention Against Trafficking in Human Beings. The Convention enables victims of trafficking to access support including accommodation and healthcare.

website, the wider public. It will also identify changes in prevalence of exploitation types and the methodologies used by human traffickers since 2012.

5. This report should be considered an indication of the nature and scale of the extent of human trafficking. This is because trafficking and slavery are hidden crimes, so statistics and analysis can only be provided on what is already known, and cannot be exhaustive. There is an assumption that the true figure for potential victims will be higher, however no estimation of this amount is made, and this report is solely based on potential victims encountered.

6. Increases in figures for particular types of exploitation do not necessarily mean that there is more of it happening, but more cases are being brought to the fore by law enforcement activity addressing that particular exploitation type.

7. This report therefore does not seek to make any recommendations around its findings but expects the evidence provided to allow further questions, investigation and/or development.

Modern Slavery

8. During 2013, the term Modern Slavery was introduced in the UK to describe all offences previously described as human trafficking, slavery, forced labour and domestic servitude. Traffickers and slave masters use whatever means they have at their disposal to coerce, deceive and force individuals into a life of abuse, servitude and inhumane treatment. Modern Slavery is a global problem as well as a hidden crime.

9. HM Government considers it a priority to stamp out this crime, and on 10th June 2014 the Modern Slavery Bill was introduced in the House of Commons. The Modern Slavery Bill is the first of its kind in Europe, and sends a strong message, both domestically and internationally, that the UK is determined to put an end to modern slavery.

10. To enable the pursuit and prosecution of perpetrators, the bill will: consolidate and simplify existing legislation; toughen sentences, increase the maximum sentence to life imprisonment; enable the courts to restrict activity where individuals may be at risk; and close gaps in the law to enable police and Border Force to act where it is suspected that human trafficking or forced labour is taking place on board vessels at sea.

11. For victims, the bill includes provisions to: introduce a statutory defence for victims of modern slavery so that those forced to commit an offence as a direct consequence of their slavery are not treated as criminals by the justice system; introduce a new reparation order to empower the courts to compensate victims where assets are confiscated from perpetrators; provide statutory guidance on how victims can be identified and supported; and create an enabling power for child trafficking advocates.

12. The bill will also create an Anti-Slavery Commissioner, to improve and better coordinate the UK's response to modern slavery. This will mean that more traffickers are pursued, disrupted and brought to justice.

What is human trafficking?

13. The UK is a signatory to, and has adopted, the United Nations Protocol to Prevent, Suppress and Punish Trafficking in Persons, Especially Women and Children, Supplementing the UN Convention against Transnational Organised Crime. This is more commonly referred to as the Palermo Protocol and article three contains the most widely used definition of human trafficking:

a. 'Trafficking in persons' shall mean the recruitment, transportation, transfer, harbouring or receipt of persons, by means of the threat or use of force or other forms of coercion, or abduction, of fraud, of deception, of the abuse of power or of a position of vulnerability or of the giving or receiving of payments of benefits to achieve the consent of a person having control over another person, for the purposes of exploitation.

Exploitation shall include, at a minimum, the exploitation of the prostitution of others or other forms of sexual exploitation, forced labour or services, slavery or practices similar to slavery, servitude or the removal of organs.

The consent of the victim of trafficking in persons to the intended exploitation set forth in paragraph (a) of this article shall be irrelevant where any of the means set forth in subparagraph (a) have been used.

b. The recruitment, transportation, transfer, harbouring or receipt of a child for the purpose of exploitation shall be considered 'trafficking in persons' even if this does not involve any of the means set forth in subparagraph (a) of this article.

c. 'Child' shall mean any person under eighteen years of age.

All Potential Victims of Trafficking

14. According to intelligence received by the NCA, NRM data, and information received from respondents to the intelligence requirement, 2,744 potential victims of human trafficking were encountered in the calendar year 2013. This is an increase of 22% compared to the 2,255 potential victims reported in 2012².

15. In 2012, 1,186 people were referred into the NRM. 1,746 people were referred into the NRM in 2013. This represented an increase of 47% in the number of referrals. Any potential victims of trafficking encountered during 2013 who received a negative 'Reasonable Grounds' or a negative 'Conclusive Decision' were removed from the assessment, leaving a total number of 1,095 potential victims of trafficking, compared to a total number of 778 in 2012 (an increase of 41%). Of the 1,095 potential victims used in this assessment, 594 (54%) had already received a positive conclusive decision and were adjudged to have been trafficked. This is comparative to 2012, when 52% of potential victims used in the assessment had received a positive conclusive decision.

² UKHTC: A Strategic Assessment of the Nature and Scale of Human Trafficking 2012

16. This increase in NRM referrals may indicate improved victim identification, and a greater confidence on the part of potential victims to disclose their experiences and co-operate with law enforcement investigations.

17. 3,832 potential victims were recorded on the NCA intelligence databases and information relating to 838 potential victims was received in response to an intelligence requirement disseminated by the NCA Intelligence Hub. Some potential victims of trafficking were recorded in more than one data set and, where identified, duplicates were removed. This resulted in a total number of 2,744 unique potential victims of trafficking. This figure will be used as the total for the remainder of this report. Where potential victims are known to have been re-trafficked following recovery, they have been counted and not removed as duplicates. It is known that there are three such cases, where a potential victim has experienced a secondary period of exploitation following recovery this reporting period.

Figure 1: Breakdown of potential victim source data

SOURCE OF POTENTIAL VICTIM DATA	2012	2013	CHANGE FROM 2012
Referred to NRM ³	778	1,095	+41%
Response to Intelligence Requirement ⁴	393	838	+113%
Information held on NCA systems ⁵	1,991	3,832	+92%
Number of Unique Potential Victims Identified ⁶	2,255	2,744	+22%

18. It is likely that the number of victims of human trafficking may be higher than this. Some people who have been trafficked may not consider themselves to have been exploited. This may be as a consequence of cultural values, work ethics and levels of remuneration within their home country. Elements of coercion and the degree of control measures in place may render them unwilling or unable to disclose their experiences, co-operate with law enforcement investigations or consent to entering the National Referral Mechanism⁷.

19. Despite improvements in victim identification, some people may not be identified as potential victims of trafficking by those who encounter them, such as those within the sex trade who may be considered to be voluntarily engaging in

³ Potential victims referred to the NRM who had not received a negative decision as at 01/03/2014

⁴ Total number of potential victims included in response to the intelligence requirement before duplicates were removed

⁵ Potential victim data held across NCA systems including those who have chosen not to be referred to the NRM and where potential victims are yet to be fully identified, before duplicates were removed

⁶ The total number of unique potential victims identified after duplicate records were removed

⁷ Adults must give their consent to be entered into the NRM process

prostitution, or those who are criminally exploited (e.g. in cannabis factories or through theft) that may initially be identified as criminals rather than victims. Potential victims who have been provided with false, stolen or fraudulently obtained genuine identity documents may be considered to be immigration offenders, even if they have not used such documents of their own volition. Other potential victims who have instigated their own escape may have returned to their country of origin, and therefore a referral is not made.

An investigation into trafficking for labour exploitation in the east of England in 2013 identified 84 workers who were potential victims. Of those workers taken to the reception centre, only 38 consented to enter into the NRM process.

20. Some potential victims who are enslaved for many years do not see themselves as victims, and if they do, they may have been unable to inform police or authorities of their situation. Those that have previously been homeless may find the appalling conditions they are now in to be an improvement on their situation.

A potential victim of trafficking who was recovered from a traveller site in 2013 had been missing for 13 years.

21. The factors above contribute to the fact that 60% of the total number of potential victims of trafficking identified in 2013 have not been recorded on the National Referral Mechanism.

22. As 1,649 of these potential victims had not been through the NRM process to receive a formal assessment of their trafficked status, it has been agreed to refer to all persons in this report as potential victims of trafficking.

23. Of the 2,744 potential victims, 1,616 (59%) were female, 910 (33%) were male and the gender of 193 (7%) of potential victims was unknown. 25 further victims are noted as transgender (<1%). 1,651 (60%) of all potential victims were adults, 602 (22%) were children and the age of 491 (18%) of potential victims was unknown at the time of exploitation. A further breakdown of child potential victim data and trends is consolidated at the end of this report.

Country of Origin – All Potential Victims

24. Potential victims were from 86 different countries of origin. Where identified, the most frequently recorded countries of origin were Romania 307 (11%), Poland 239 (9%), UK 193 (7%), Albania 192 (7%), Nigeria 158 (6%), Slovakia 143 (5%), Vietnam 138 (5%), Hungary 136 (5%), Lithuania 104 (4%) and Thailand 89 (3%). The country of origin of 398 (15%) potential victims was unknown.

Figure 2: Ten most prevalent countries of origin of all potential victims of trafficking identified in 2013 compared to those encountered in 2012.

POSITION IN 2013	COUNTRY OF ORIGIN	POSITION IN 2012	TOTAL 2013	CHANGE FROM 2012
1	Romania	1	307	+13%
2	Poland	2	239	0%
3	UK	8	193	+124%
4	Albania	6	192	+79%
5	Nigeria	3	158	-24%
6	Slovakia	7	143	+39%
7	Vietnam	4	138	+4%
8	Hungary	5	136	+9%
9	Lithuania	9	104	+35%
10	Thailand	29	89	+1013%

25. For the third consecutive year, Romania remained the most prevalent country of origin for potential victims of trafficking. Of these potential victims, the most common exploitation type reported was sexual exploitation 174 (57%), followed by criminal exploitation 54 (18%), labour exploitation 51 (17%), and domestic servitude 1 (<1%). 4 potential victims were recorded for other types of exploitation, such as illegal adoption and fostering arrangements. 11 (4%) of potential victims reported more than one exploitation type and in 12 (4%) cases the exploitation type was unknown.

26. Poland was the second most prevalent country of origin of potential victims of trafficking for the second year running, with comparable figures to the previous year and no percentage change from 2012. 157 (66%) of Polish potential victims of trafficking were reported to have been trafficked for labour exploitation. A further 63 (26%) were trafficked for multiple exploitation types, 60 of these were reportedly exploited for both labour and benefits, and one for labour and domestic servitude. The exploitation of 218 (91%) potential victims of trafficking from Poland included labour.

27. Potential victims of trafficking from the UK increased by 124% from 2012 figures. Of the 193 potential UK victims, 144 (75%) were trafficked for sexual exploitation, 34 (18%) were exploited for labour. Of those subjected to labour exploitation, 27 (79%) were exploited by the UK traveller community. 47 (24%) UK potential victims were adults and 128 (66%) were minors, the age of the remaining 18 potential victims at the time of exploitation was not known. Of the 144 exploited sexually, 112 (78%) were minors, 17 (12%) were adults and the age of the remaining 15 was not known.

28. There was also an increase in the number of potential victims of trafficking from Albania for the second consecutive year from 107 in 2012 to 192 in 2013, an increase of 79%. However, this is not as significant an increase as in 2012. There has been a consistent increase in the number of Albanian potential victims referred to the NRM again in 2013, and 164 (86%) of the potential victims encountered for the purpose of this assessment have been referred in to the NRM. Of those 164 NRM referrals, 48 (29%) had received a positive conclusive decision, the remaining 116 (71%) were awaiting a decision at the time of the data cut, a proportion of which may subsequently be negative. 167 (87%) of Albanian potential victims of

trafficking are recorded as being trafficked for sexual exploitation. 101 (53%) claim to have been exploited overseas with no exploitation in the UK, 48 (25%) have indicated exploitation within the UK, 3 (<2%) were potential victims of exploitation encountered on entry to the UK where subsequent exploitation was suspected and the location of exploitation is not known for the remaining 40 (21%).

29. Thailand is the only country in the ten most prevalent countries in 2013 that did not feature in the 2012 most prevalent countries for potential victims of trafficking encountered. This is a significant increase from 8 in 2012 to 89 in 2013, an increase of 1,013%. 76 (85%) were reported as trafficked for sexual exploitation, with one exploited for domestic servitude and the exploitation type of a further 12 (13%) potential victims unknown. 65 (73%) of the potential victims were female, while 23 (26%) have been recorded as transgender and another unknown.

30. Nigeria is the only country of origin of potential victims of trafficking within the top 10 to have shown a decrease on the previous year. 80 (51%) of the 158 potential victims encountered were trafficked for sexual exploitation, which was the most prevalent exploitation type, followed by domestic servitude which accounts for 48 (30%) of potential victims from Nigeria. The reason for this decrease is not known, however, pro-active victim identification and targeted activity at ports and airports in the UK and overseas may have had an impact on this.

Figure 3: Ten most prevalent countries of origin and exploitation types for potential victims of trafficking identified in 2013

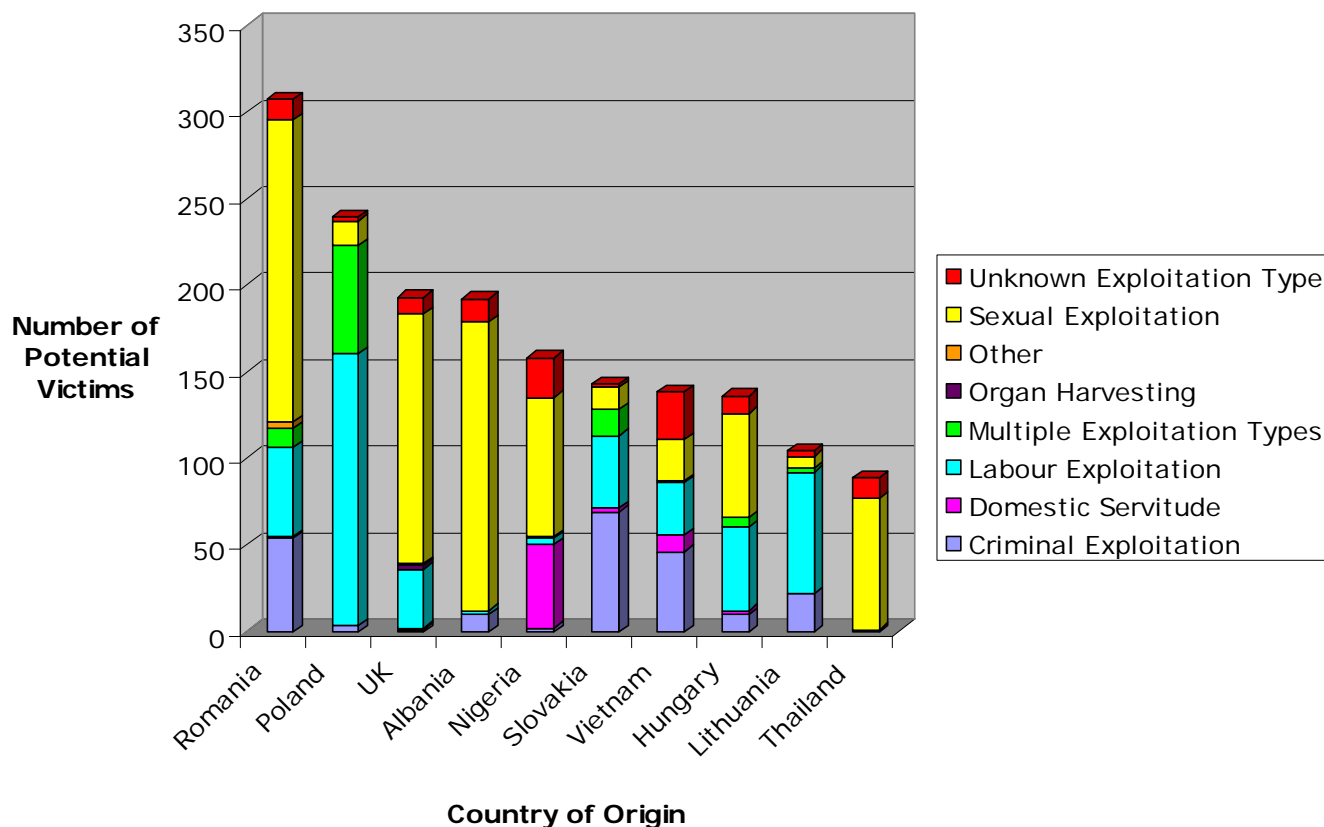
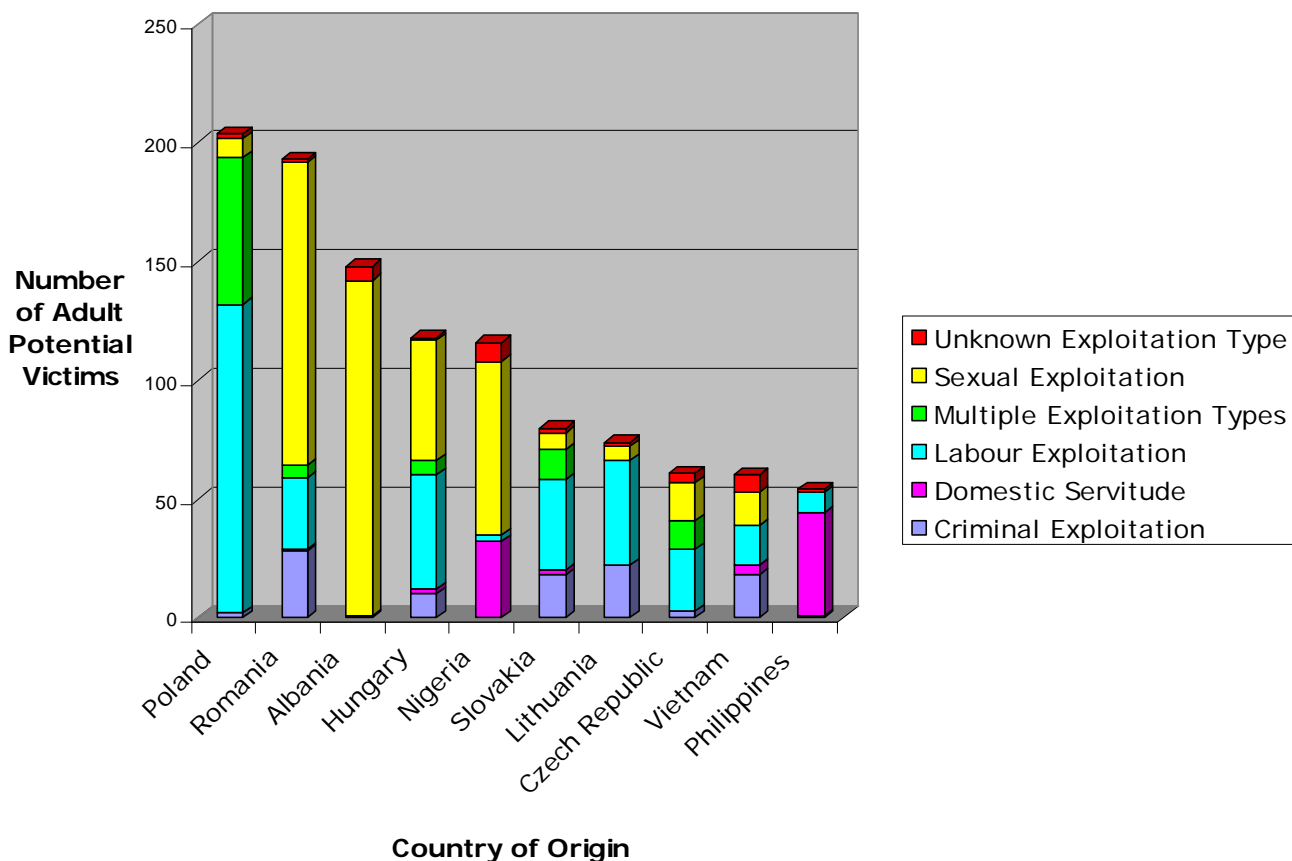


Figure 4: Ten most prevalent countries of origin and exploitation types for adult potential victims of trafficking identified 2013



Exploitation Types

Figure 5: Exploitation types reported for all potential victims of trafficking identified in 2013

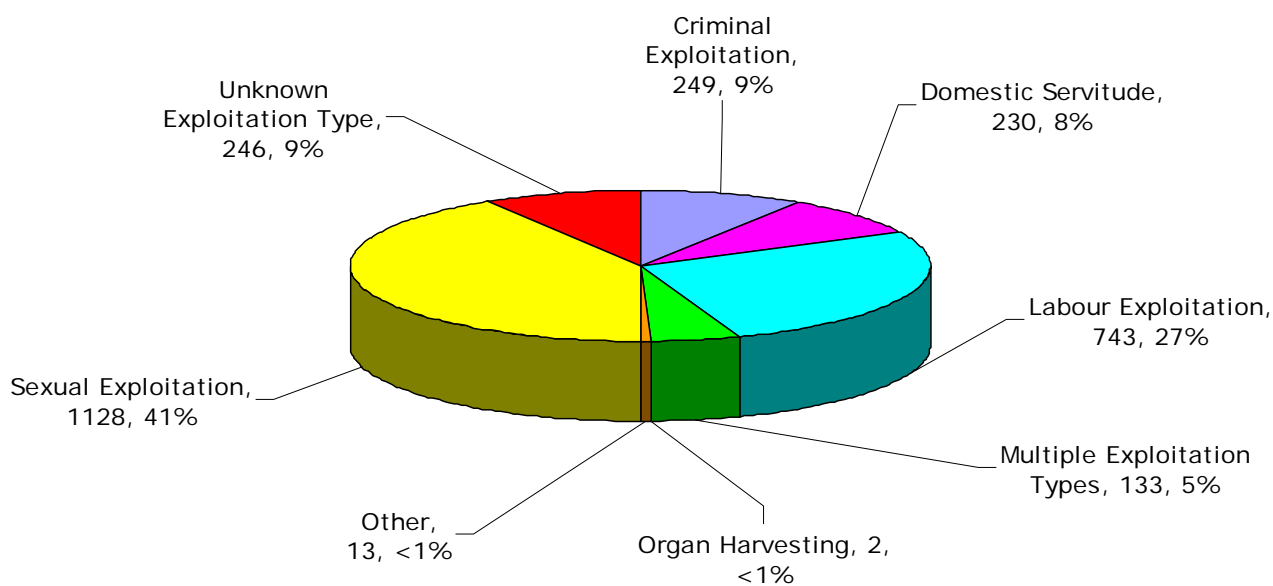
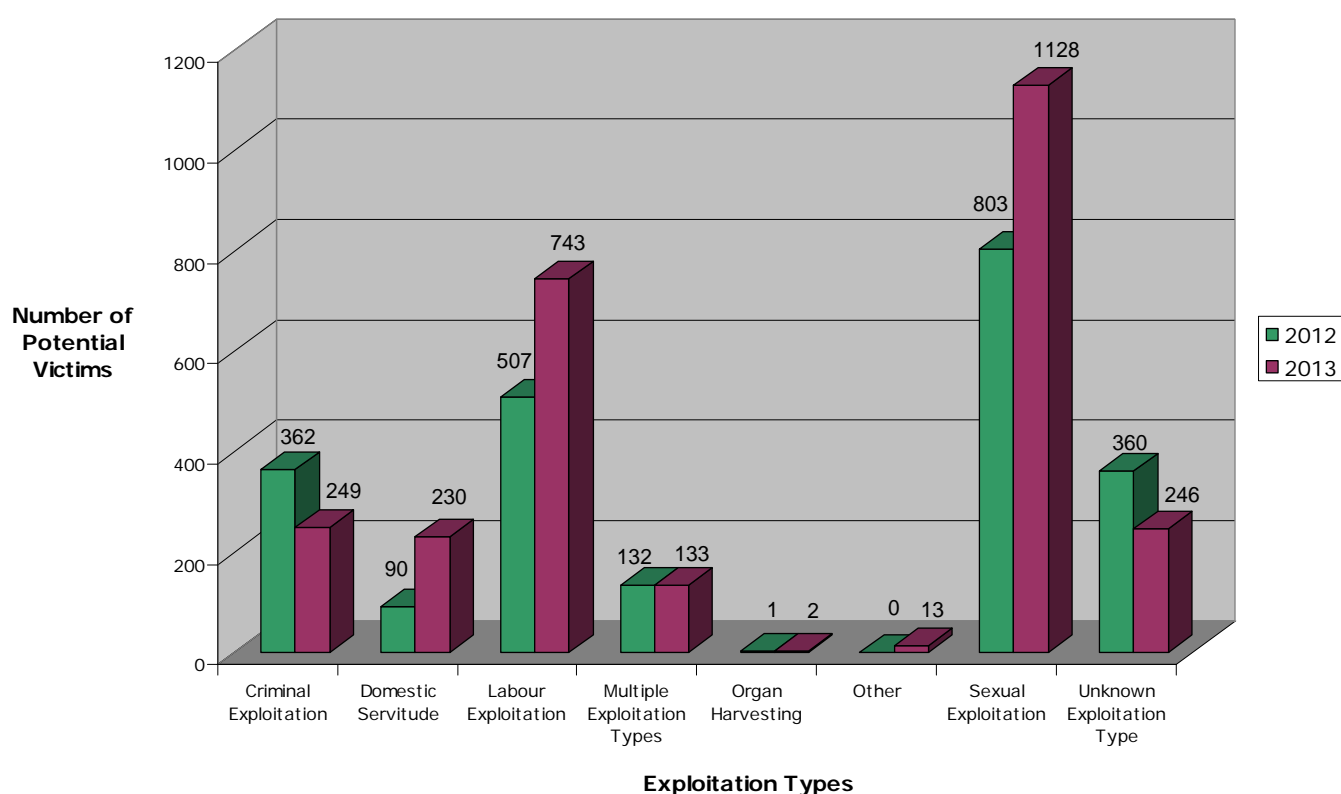


Figure 6: Number of all potential victims of trafficking by exploitation type in 2013 compared to 2012



Sexual Exploitation

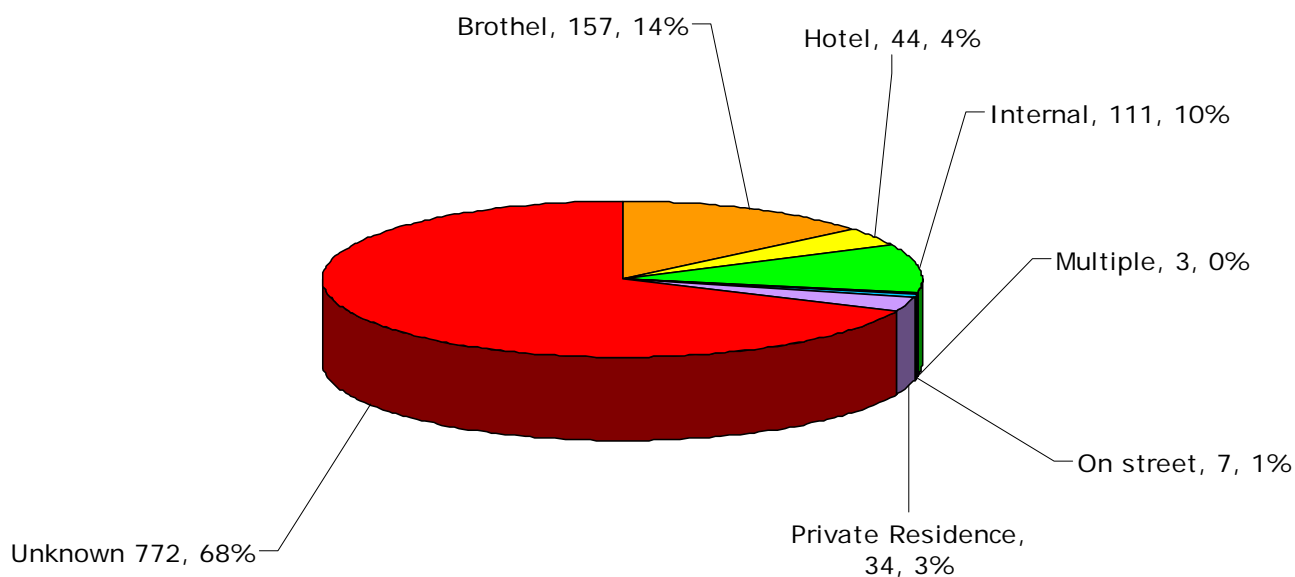
31. 1,128 people were believed to have been trafficked for sexual exploitation, 41% of all potential victims reported. This is an increase of 40% from 2012. 1,050 (93%) of potential victims were female, 51 (5%) of potential victims were male, 23 (2%) are recorded as transgender and the gender of <1% (4 people) was not known. 647 (57%) of potential victims were adults, 236 (21%) of potential victims were minors and the age of 245 (22%) of potential victims was unspecified.

32. The most prevalent countries of origin for potential victims recorded having been sexually exploited were Romania (174, 15%), Albania (167, 15%), UK (144, 13%), Nigeria (80, 7%), Thailand (76, 7%) and Hungary (60, 5%). In 188 (17%), the country of origin of the potential victim was not provided.

33. For the third consecutive year, Romania, Nigeria and the UK remain within the five most common countries of origin of potential victims of sexual exploitation; Albania also features again for a second year running. In 2013, Hungarian potential victims of trafficking for sexual exploitation has seen a decrease, even though the over all number of Hungarian potential victims has increased by 9% on 2012, indicating a change to other forms of exploitation, such as labour exploitation.

34. Of the 167 potential victims from Albania who have experienced sexual exploitation, 94 (56%) have indicated that their exploitation took place outside of the UK and no exploitation within the UK has been claimed. The location of exploitation was unknown or unspecified in 37 (22%) cases.

Figure 7: Subtypes of sexual exploitation reported for all potential victims in 2013

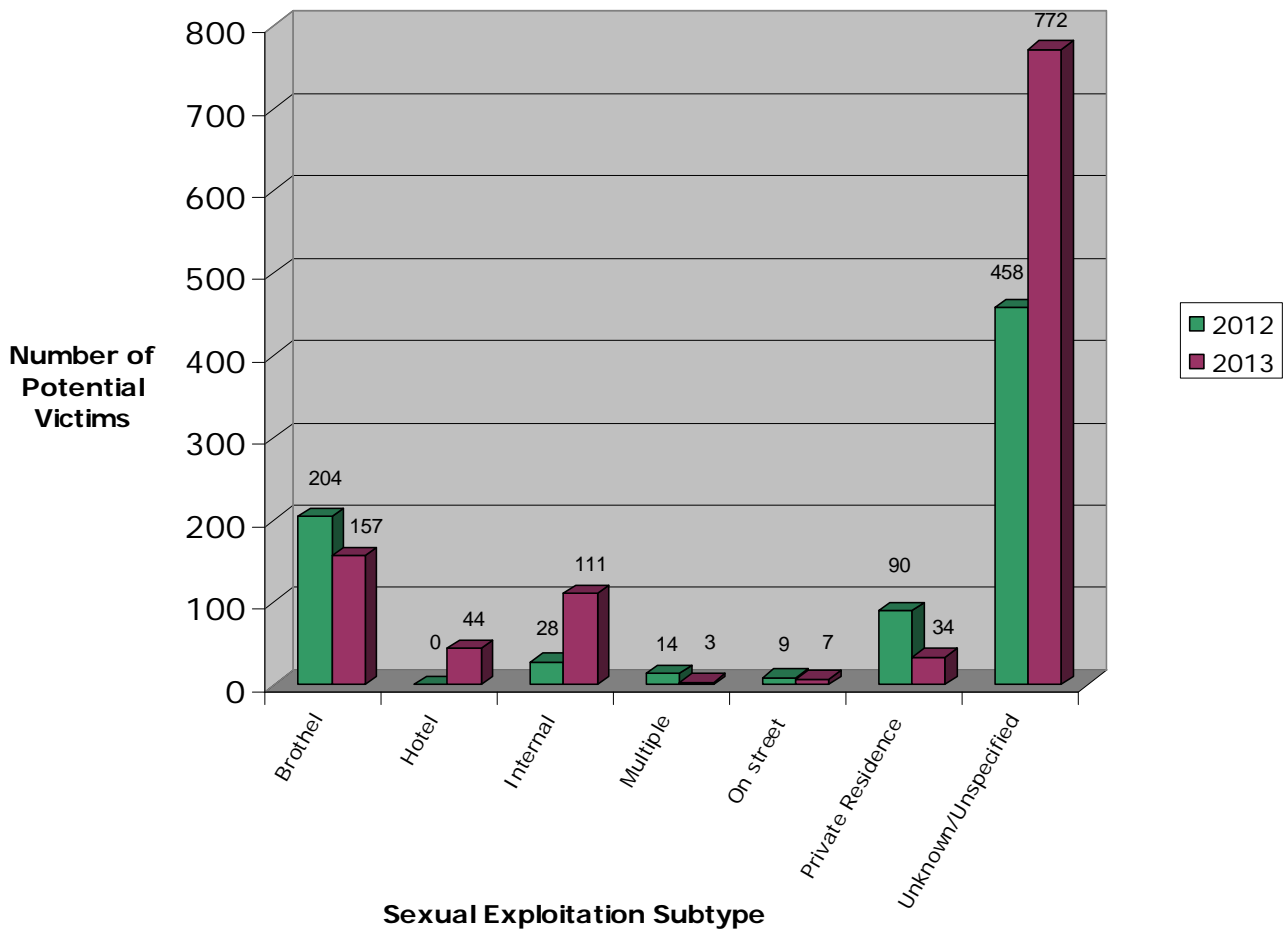


35. 157 potential victims reported having been sexually exploited in a brothel and 44 were sexually exploited in hotels. 111 potential victims were believed to have been trafficked internally to various locations within the UK. Of those trafficked within the UK, 77 (69%) were recorded as children, 18 were adults and the age of 16 potential victims at the time of exploitation was unknown.

36. It is possible that these locations of exploitation do not accurately reflect the situation. Potential victims of trafficking exploited in brothels continue to be more likely to be encountered by law enforcement than those exploited in private residence. The category of internal trafficking is largely used in regard to grooming and child sexual exploitation, where the location of exploitation may also be private residences or hotels. Therefore, the true scale of sexual exploitation in private residences may be higher than suggested.

37. In 772 cases, the subtype of sexual exploitation is unknown. This will include those that have claimed to have been trafficked for the purposes of prostitution in an unspecified location, and those exploited in countries other than the UK where no further information is available. Some potential victims were identified on arrival to the UK as fitting a particular profile for potential victims of trafficking, and were prevented from reaching the destination where they were intended to be exploited, either in the UK or overseas, and so the subtype of sexual exploitation is not known. The 772 cases also include those recorded as other sexual exploitation but further details have not been provided, such as those shown as being exploited as escorts, but the location and subtype of exploitation again is not specific.

Figure 8: Sexual exploitation subtypes reported in 2013 compared to 2012



Recruitment

38. There is very little change in the recruitment methods seen in 2013 from 2012. Potential victims of trafficking for sexual exploitation from across Eastern Europe continue to report being brought to the UK under the pretence of legitimate work, such as working as a nanny or babysitter. Nigerian female potential victims are also brought to the UK on the promise of work, education and generally a better life and subsequently forced into sexual exploitation.

39. Potential victims report being trafficked and exploited by males with whom they were in a romantic relationship with. This method is most common amongst Albanian females, who report leaving Albania with boyfriends, often travelling to Italy, where they are subsequently forced into prostitution. Romanian females travel to the UK with males that they believe are their boyfriends, who then force them into the sex industry.

40. Young vulnerable UK female adults and minors, some of which are in social services care, are groomed by older males who supply them with drugs and alcohol. Some UK adult females who are subjected to sexual exploitation are reported to have learning difficulties.

41. Potential victims are also recruited via the internet through dating and social media sites. Social media sites have been used as a method for girls to make arrangements to meet males for sex; profiles on social media sites have also been used to advertise girls as an alternative to known sites traditionally used for this.

Transport and Routing

42. There is little information available regarding the specific travel routes from Europe, with many such as those from Romania, travelling either by air direct into the UK or via coach.

43. Many Albanian potential victims, who have experienced sexual exploitation, have indicated that no exploitation has taken place in the UK. In a large number of cases, it is claimed that exploitation took place in Italy. A small proportion of Albanian female potential victims have indicated trafficking for sexual exploitation within the UK. False Greek and Italian identification documents and passports are sometimes used for parts of the journey across Europe, but in many cases entry to the UK is clandestinely, in lorries.

44. The use of false passports is also common in the cases of Nigerian potential victims of trafficking. The acquisition of documents and visas is arranged by their traffickers. Often the UK is a transit point for onward travel to other European destinations, such as France.

Finance

45. Traffickers and abusers of UK nationals trafficked within the UK for sexual exploitation have received payment in exchange for victims. Some potential victims are reported to have been sold on several times. There is limited information available regarding how much potential victims are sold for, with figures ranging from GBP 200 to GBP 6,000 suggested.

46. Potential victims who have been groomed are sometimes given money by traffickers as part of the grooming process, others are then told that they have to have sex with men to pay for items such as clothes, drugs and alcohol that they were given.

47. Nigerian traffickers will obtain documentation and travel for potential victims, who are then informed after arrival in the UK that they owe a significant sum and are forced into prostitution to repay it. This debt is anything between GBP 15,000 – 50,000.

48. Some potential victims may have travelled to the UK willingly, knowing that they are working in the sex industry with an expectation that they will be paid, however, their earnings are not paid to them and they find themselves in a captive situation where they are not allowed out alone and escorted at all times. Some Thai nationals, who initially travelled to the UK knowing that they are working in the sex industry, are subsequently told once in the UK that they must repay debts of up to GBP 40,000. Along with this debt bond their documents are taken, they are given drugs, and threats are made to harm family back home if the debt is not repaid.

Coercive Methods

49. The use of violence and physical abuse, rape, and threats against victims and their families is reported by many potential victims of sexual exploitation.

50. Nigerian potential victims of trafficking for sexual exploitation may be subject to control through taking part in ritual ceremonies before leaving Nigeria and made to take an oath to ensure they obey their traffickers, instilling fear of the consequences of breaking such an oath.

51. In many cases of UK nationals trafficked internally for sexual exploitation, potential victims are controlled by the use of drugs and alcohol as well as the use of violence, threats and a general fear of their traffickers.

52. There is limited information available to suggest that traffickers mark potential victims with tattoos, with various symbols signifying ownership or to show that a victim is over 18. Information also suggests that victims may be marked with numbers, but the meaning of these numbers is not known. Various sources indicate that tattoos are used globally to mark victims of trafficking for sexual exploitation by traffickers and pimps, but the extent to which this is used in the UK is not known.

Labour Exploitation

Figure 9: Subtypes of labour exploitation reported for all potential victims in 2013

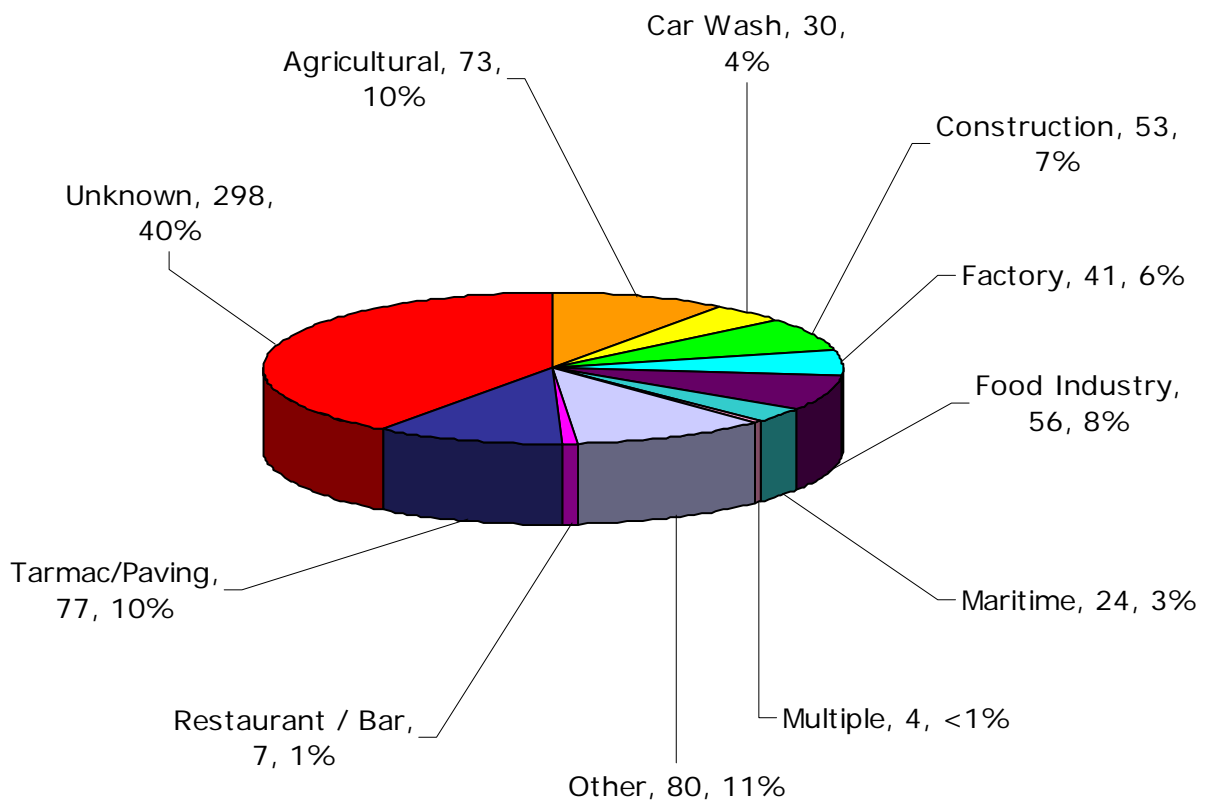
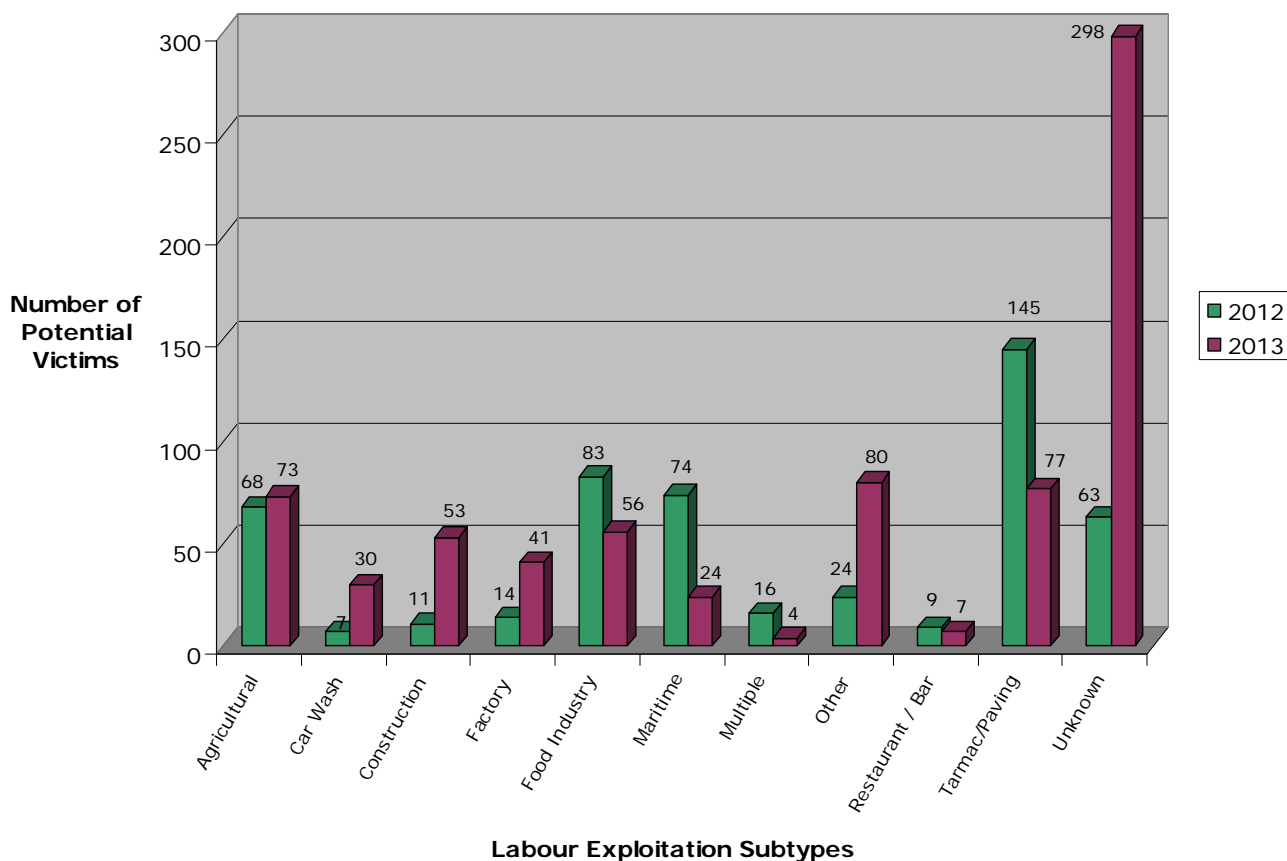


Figure 10: Labour exploitation subtypes reported in 2013 compared to 2012



53. There were 743 potential victims of trafficking for labour exploitation. 593 (80%) were male, 81 (11%) were female and the gender of 69 (9%) was unspecified. 523 (70%) were adults, 44 (6%) were minors and the age of 176 (24%) potential victims was unknown at the time of exploitation.

54. The most prevalent subtype of labour exploitation reported is within the block paving and tarmacking industry (77), where there is information to suggest that potential victims have been exploited by members of the UK Traveller community in 96% of cases. This is the third consecutive year that this subtype of labour exploitation has been reported as most prevalent; however, there is a 47% decrease in the number of cases report in 2013 to 2012, which saw several high profile prosecutions.

55. The labour exploitation subtype is unknown for 298 (40%) of potential victims, however, in a significant number of cases this is because the potential victim has been enrolled with an employment agency and therefore the type of work can be varied or unspecified unskilled labour.

56. Previously included in 'other' labour exploitation, due to an increase of 328% from 7 cases in 2012 to 30 cases in 2013, exploitation within car washes has been categorised separately. The most prominent country of origin of potential victims is Romania, representing 50%, and is also the most common subtype for potential victims of labour exploitation from Romania.

57. Labour exploitation is often combined with other exploitation types; the most common being benefits exploitation. Where potential victims experienced multiple exploitation types, 97 were subject to labour exploitation, of these 82 were also exploited for benefit claims. This increases the figure for labour exploitation to 840 potential victims.

58. The most prevalent countries of origin of potential victims of trafficking for labour exploitation were Poland (157, 21%), Lithuania (70, 9%), Romania (51, 7%), Hungary (48, 6%) and Slovakia (42, 6%). The country of origin of 147 (20%) potential victims was unknown.

59. EEA nationals (and also nationals of Switzerland) have a right to live and work in the UK without a work permit or visa. Potential victims who are from EEA countries account for 466 (63%) of all potential victims exploited for labour, non EEA nationals account for 130 (17%), and the country of origin is not specified in 147 (20%) cases. Alternatively, of the 596 potential victims where the nationality is known, 78% are EEA nationals who are legally working in the UK.

60. 2012 saw a spike in the number of potential victims from the Philippines, predominantly exploited in the maritime sector. This was as a result of a large-scale operation in Scotland. Potential victims from the Philippines has decreased considerably in 2013, however, a similar rise can be seen in 2013 for seafarers from Ghana exploited in this manner, from 2 in 2012 to 14 in 2013, an increase of 600%.

61. A seaman travelling on duty, who is a visa national, does not need a visa to travel to the UK if he holds an ILO 108 Seaman's book issued in certain countries⁸, including Ghana. The seaman does not need to be a national of that issuing country. They may not be recognised as potential victims when first encountered, but once on board ship they may be exploited.

62. Another significant change to the countries of origin of potential victims of labour exploitation is the number from Hungary, which has gone from 6 in 2012 to 48 in 2013, an increase of 700%. However, Hungary accounted for 38 (8%) of potential victims for labour exploitation in 2011. A lack of reporting in 2012 and an investigation into a Hungarian Roma organised crime group in 2013 may explain the fluctuation in these figures.

⁸ A seaman does not need a visa if travelling on an ILO 108 Seaman's Book issued in one of the following countries: Algeria, Angola, Anguilla, Antigua and Barbuda, Azerbaijan, Barbados, Belarus, Belize, Bermuda, Brazil, British Virgin Isles, Bulgaria, Cameroon, Canada, Cuba, Czech Republic, Denmark, Djibouti, Dominica, Estonia, Fiji, Finland, France, Ghana, Greece, Grenada, Guatemala, Guinea-Bissau, Guyana, Honduras, Iceland, India, Iran, Iraq, Ireland, Italy, Jersey, Kyrgyzstan, Latvia, Liberia, Lithuania, Luxembourg, Malta, Mauritius, Mexico, Republic of Moldova, Montserrat, Morocco, Norway, Panama, Poland, Portugal, Romania, the Russian Federation, Seychelles, Slovenia, Solomon Islands, Spain, Sri Lanka, St Helena, St Lucia, St Vincent & the Grenadines, Sweden, Tajikistan, Tanzania, Tunisia, Turkey, Ukraine, United Kingdom (including the Falklands, Gibraltar, Isle of Man, Guernsey, Jersey), Uruguay. The seaman does not need to be a national of the country that issued the document.

Figure 11: Countries of origin of potential victims of trafficking for labour exploitation

COUNTRY OF ORIGIN	Agricultural	Car Wash	Construction	Factory	Food Industry	Maritime	Multiple	Other	Restaurant / Bar	Tarmac/Paving	Unknown	Total
<i>Poland</i>	12	3	5	8	8	0	1	25	1	4	90	157
<i>Lithuania</i>	19	1	0	0	16	0	3	10	0	6	15	70
<i>Romania</i>	10	15	6	0	1	0	0	10	2	2	5	51
<i>Hungary</i>	0	0	1	16	1	0	0	8	0	0	22	48
<i>Slovakia</i>	4	2	5	1	9	0	0	4	0	1	16	42
<i>UK</i>	1	0	2	0	0	0	0	5	0	11	15	34
<i>Czech Republic</i>	3	5	2	0	2	0	0	3	1	0	14	30
<i>Vietnam</i>	0	0	1	0	2	0	0	10	0	1	16	30
<i>Latvia</i>	11	0	1	0	3	0	0	8	0	0	5	28
<i>China</i>	0	0	0	0	2	0	0	13	1	0	2	18
<i>Ghana</i>	1	0	0	0	0	14	0	2	0	0	0	17
<i>Pakistan</i>	0	0	8	0	0	0	0	2	0	0	5	15
<i>Philippines</i>	0	0	0	0	0	8	0	1	0	0	0	9
<i>Afghanistan</i>	0	0	0	0	0	0	0	1	0	0	5	6
<i>Turkey</i>	0	0	0	0	4	0	0	1	0	0	0	5
<i>Nigeria</i>	0	0	0	0	0	0	0	1	0	0	3	4
<i>Bangladesh</i>	0	0	0	0	1	0	0	0	0	0	2	3
<i>Bulgaria</i>	0	3	0	0	0	0	0	0	0	0	0	3
<i>India</i>	0	0	1	0	0	0	0	0	0	0	2	3
<i>Uganda</i>	0	0	1	0	0	0	0	0	0	0	2	3
<i>Albania</i>	0	0	0	0	0	0	0	0	0	0	2	2
<i>Indonesia</i>	0	0	0	0	0	2	0	0	0	0	0	2
<i>Macedonia</i>	2	0	0	0	0	0	0	0	0	0	0	2
<i>Sri Lanka</i>	0	0	0	0	0	0	0	1	0	0	1	2
<i>Ukraine</i>	0	0	0	0	0	0	0	0	0	0	2	2
<i>Burundi</i>	0	0	0	0	0	0	0	0	0	0	1	1
<i>Eritrea</i>	0	0	0	0	0	0	0	0	0	0	1	1
<i>Estonia</i>	1	0	0	0	0	0	0	0	0	0	0	1
<i>Gambia</i>	0	0	0	0	0	0	0	0	0	0	1	1
<i>Ireland</i>	0	0	0	0	0	0	0	0	0	1	0	1
<i>Italy</i>	0	0	0	1	0	0	0	0	0	0	0	1
<i>Kenya</i>	0	0	0	0	0	0	0	0	0	0	1	1
<i>North Korea</i>	0	0	0	0	0	0	0	1	0	0	0	1
<i>Somalia</i>	1	0	0	0	0	0	0	0	0	0	0	1
<i>Western Sahara</i>	0	0	0	0	0	0	0	0	0	0	1	1
Unknown	8	1	20	15	7	0	0	10	2	51	33	147
Total	73	30	53	41	56	24	4	11	7	77	26	743

EEA Countries

Recruitment

63. Eastern European potential victims from Poland, Lithuania, Latvia, Czech Republic, Hungary and Slovakia report being offered employment in the UK as part of a package that will also include transport and accommodation. These offers of employment can be found via internet advertising on recruitment websites, but some also report being approached in their villages, sometimes by people they know, or enticed to the UK by friends or family who have already taken the step to travel to the UK for work. One female worker was told to recruit others to come to the UK, and that she would lose her job if she didn't.

64. Often, those offered work are vulnerable, out of work and homeless, and describe those making the offer as gypsies or Roma. The UK Traveller community are also known to recruit workers outside homeless shelters and living on the streets.

65. Seafarers working in the fishing industry continue to find employment via recruitment agencies, largely based in the Philippines or Ghana. Once on board the vessel they experience poor treatment and working conditions and are not paid the salary originally contracted. It is not known how complicit in the exploitation process these agencies are.

Transport and Routing

66. There is limited information available regarding specific routes of entry to the UK. Potential victims from Eastern Europe, many whom have their travel and accommodation included as part of their employment package, travel to the UK by road, entering via ferry ports and the Channel Tunnel. Fewer report travelling to the UK directly by air using budget airlines.

Finance

67. Potential victims recruited via agencies in their country of origin are often charged an initial finders fee for employment and subsequently have additional fees for travel and accommodation charged or deducted from their wages.

68. Some potential victims of trafficking, predominantly Eastern European workers, report having their wages paid into bank accounts in their names, which they are unable to access as they are under the trafficker's control. Fraudulent benefit claims have also been made in the identity of potential victims and kept by the trafficker.

Coercive Methods

69. As with other exploitation types, potential victims report being assaulted or threatened with violence. Imposed accommodation is also a factor for those subjected to labour exploitation. Often the accommodation is overcrowded and living conditions poor but potential victims are forced to remain there as they have no means to find or finance alternative accommodation.

Criminal Exploitation

Figure 12: Subtypes of criminal exploitation reported for all potential victims in 2013

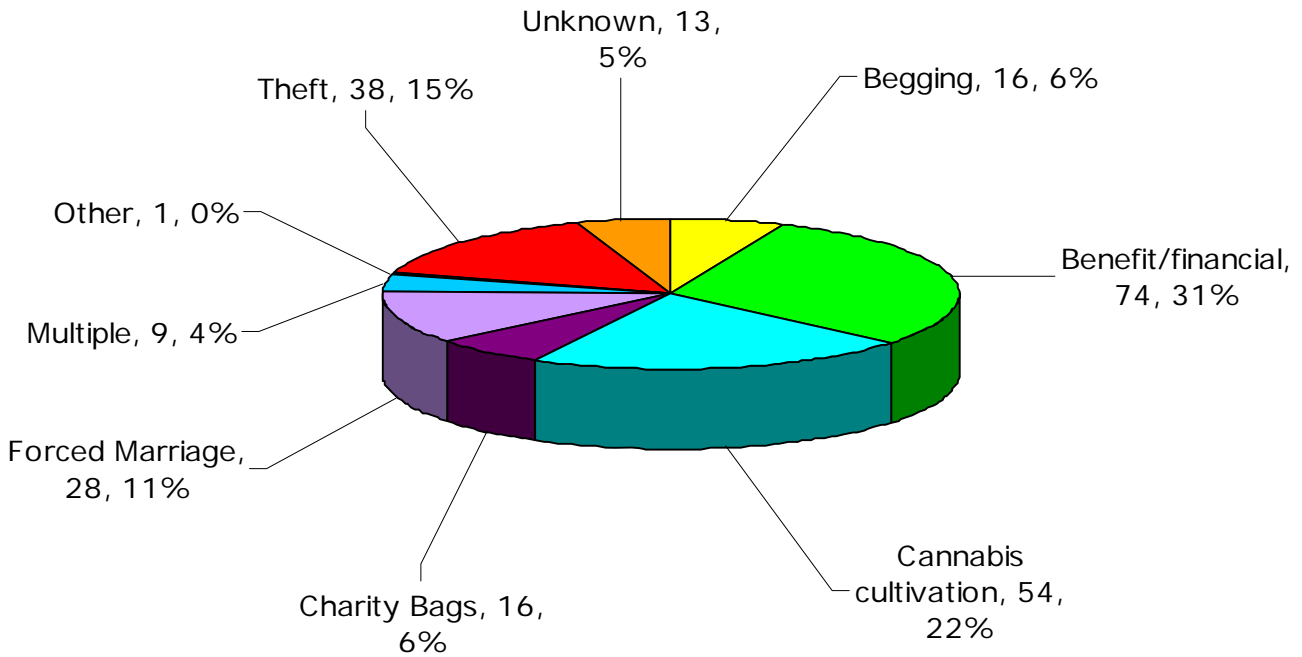
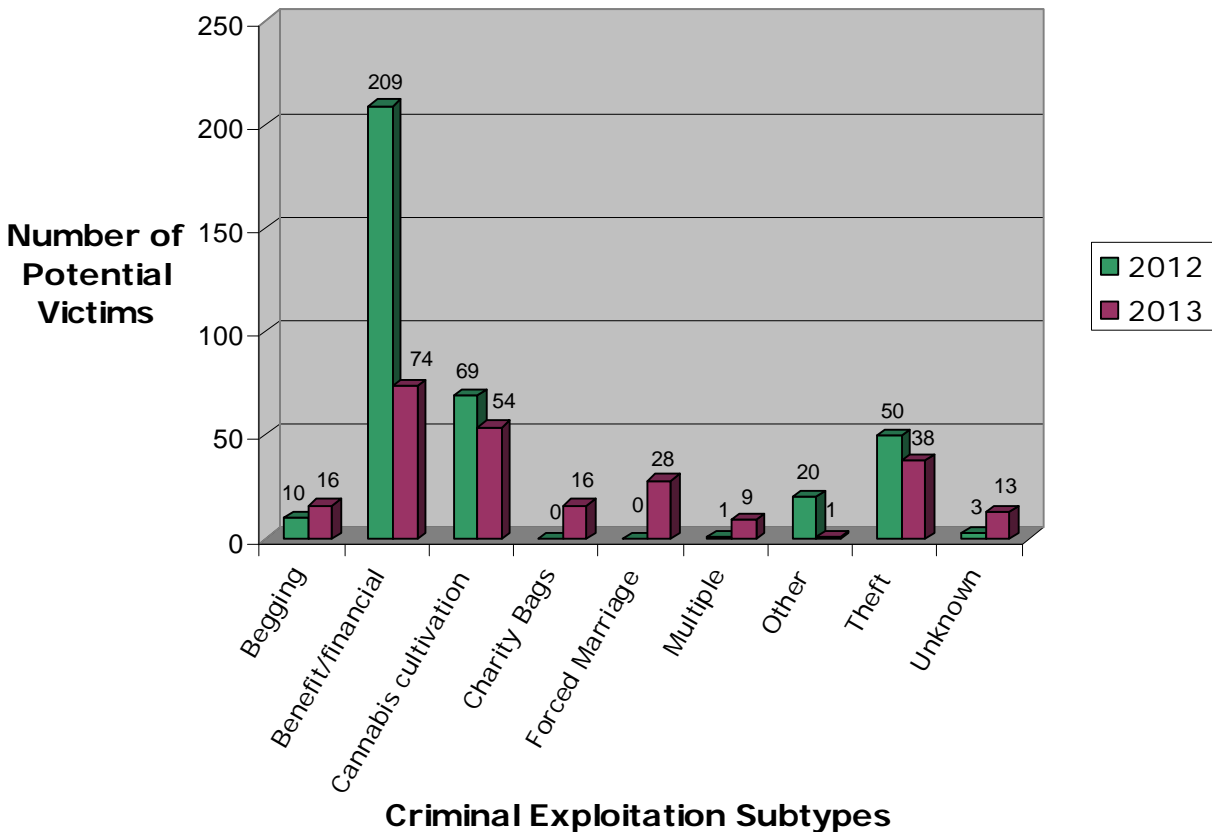


Figure 13: Criminal exploitation subtypes reported in 2013 compared to 2012



70. 249 (9%) of potential victims reported being exploited for criminal purposes. This is a 31% decrease on 2012 when 362 potential victims were recorded for criminal exploitation. 129 (52%) were male, 105 (42%) were female and the gender of 15 (6%) was not specified. 125 (50%) of potential victims were adults and 112 (45%) were minors, and the age at time of exploitation was unknown in 12 (5%) cases. Of those minors exploited, 50 (47%) were minors from Slovakia exploited for benefit claims.

71. The most prevalent countries of origin for potential victims exploited in this way are Slovakia (69, 28%), Romania (54, 22%), Vietnam (46, 18%) and Lithuania (22, 9%). The number of individuals from Slovakia who are exploited for crime has risen by 91% on the previous year, the majority for fraudulent benefit claims, and the remainder forced marriage.

72. Although the third most prevalent country of origin, Vietnam has seen a 31% reduction in the number of potential victims reported for criminal exploitation. Of the 46 potential victims originating from Vietnam who were exploited for cannabis cultivation, 28 (61%) were minors, which is also a significant decrease from 2012 when 81% were minors. It is not clear why there has been this decrease.

73. A survey of 140 Vietnamese migrants returning to Vietnam after a period in the UK was recently conducted. 75 out of 140 subjects, in equivalent to 54%, were promised jobs in the UK by the brokers, only 4 were promised jobs of planting medical herbs or "mowing weed". Meanwhile, 65 returnees (46%) said that even though they were not promised any bright future in the UK, they were determined to find some brokers for migration to the UK since they heard that money was easily earned there. However, in fact, up to 80% of the studied cases did not get the promised jobs when they came to the UK. Of 140 returnees participating in the interviews, as many as 95 people got involved in cultivating drugs during their stay in the UK, comprising 68% of the total respondents.

74. The main criminal subtype to see a decrease is exploitation for benefit fraud. In 2012 the highest country of origin for potential victims of criminal exploitation, all benefit fraud, was Poland (135). In 2013, only 3 potential victims from Poland reported exploitation for criminal purposes exclusively. The increase in multiple exploitation types however does show the majority of potential victims as Polish nationals (63), who were exploited for benefit fraud and some other form of exploitation in 61 instances.

75. It is not known whether a proportion of those trafficked for labour exploitation are also subject of as yet undiscovered benefit claims or benefit claims that may be applied for subsequently once an employment letter has been obtained from an employment agency or following a period of employment in the UK.

76. Two types of criminal exploitation have seen a significant rise in 2013 from 2012, these being the bogus or stolen charity bag market and exploitation for forced marriage, both of which were included in 'other' labour or criminal exploitation in previous reports but are now categorised accordingly.

77. The number of potential victims reported for exploitation for charity bag collection has increased by 100% since 2012, 16 have been reported in 2013, all of

whom originate from Lithuania. The figures for those exploited for charity bag collection may be higher if reported as labour exploitation, but as it is ultimately theft, for the purpose of his report it is classified as criminal exploitation.

78. GBP 50 million losses per year to the UK charities is widely reported, due to genuine collection bags being stolen and public mistrust due to the increase of bogus collections. Few reports highlight, however, that many of those working for bogus charity collectors or stealing charity donations are victims of trafficking and exploited by criminal organisations.

79. A Lithuanian female was jailed for three years in June 2014 for the exploitation of vulnerable migrants to work collecting charity bags. The offender trafficked Lithuanian nationals to the UK with the promise of employment and accommodation, but the victims were forced to live in cramped, squalid conditions, paid as little as GBP 25 per day and often went hungry. In this case they collected bags for a legitimate charity for the offender's own collection business. The offender admitted ten charges of facilitating entry in to the UK with a view to exploiting labour, ten charges of trafficking around the UK and one count of forced labour.

80. Reporting continues to suggest that trafficking for forced marriage often involves Eastern European females trafficked to the UK for the purpose of marrying Asian males, who are not legally entitled to stay in the UK.

81. Exploitation of victims for the sole purpose of forced marriage has seen an increase of 155% from 11 in 2012 to 28 in 2013. Forced marriage is often combined with other forms of exploitation, such as sexual exploitation, and an additional 17 potential victims report multiple exploitation, with forced marriage being one of the exploitation types.

82. In 2012 a total of 22 potential victims reported forced marriage as a method of exploitation. This has risen to 45 in 2013, an increase of 105%. 34 (76%) potential victims are from EEA countries of origin, 4 (9%) are from non EEA countries of origin and the country of origin was not specified in 7 cases, however, they are believed to be Eastern European.

Recruitment

83. Potential victims trafficked for criminal exploitation, such as benefit fraud, charity bag collection and forced marriage are often brought to the UK on the promise of legitimate employment and schooling for their children. Most often it is the children who are exploited for benefit claims.

84. Those that find themselves exploited for cannabis cultivation have reported being recruited in numerous ways, including being brought to the UK for a better life and being offered the opportunity to earn large amounts of money in the UK. Others have been put into their situation by family debt, with the family agreeing with creditors that the potential victim will work to repay these loans. It is not known whether potential victims know that they will be cultivating cannabis, but there are some circumstances in which they appear to have chosen this type of work. Upon arrival in the UK, one Vietnamese female was given a choice, to cultivate cannabis or work in a brothel, she chose cannabis cultivation. Another

potential victim had previously been trafficked to numerous locations within Europe where they had worked cultivating cannabis, selling illicit cigarettes and also in nail bars. When they became homeless, they sought work in the UK tending cannabis plants in return for food and accommodation.

Transport and Routing

85. Few potential victims trafficked from Vietnam for cannabis cultivation will be aware of the route they have taken to the UK, however, common factors include travel via Russia, and finally travelling from France to the UK in the back of a lorry.

Finance

86. Potential victims trafficked for forced marriages are reportedly sold to the males they are marrying for sums of between GBP 2,500 and GBP 5,000. A potential victim from Lithuania was told she would have to marry a man for him to have an EU passport, but she would get paid GBP 2,000.

87. Vietnamese potential victims are often reported to be debt bonded for the cost of being brought to the UK for a better life. Some of the fee may be paid before travel to the UK with potential victims working and receiving a wage to pay back the money borrowed by family for their travel, they may have repayments deducted from wages, or may be working directly as repayment and not paid. The debts incurred are reported to be between GBP 10,000 and GBP 26,000.

Coercive Methods

88. Those exploited for cannabis cultivation that are debt bonded may be threatened with harm to their family who remain in Vietnam.

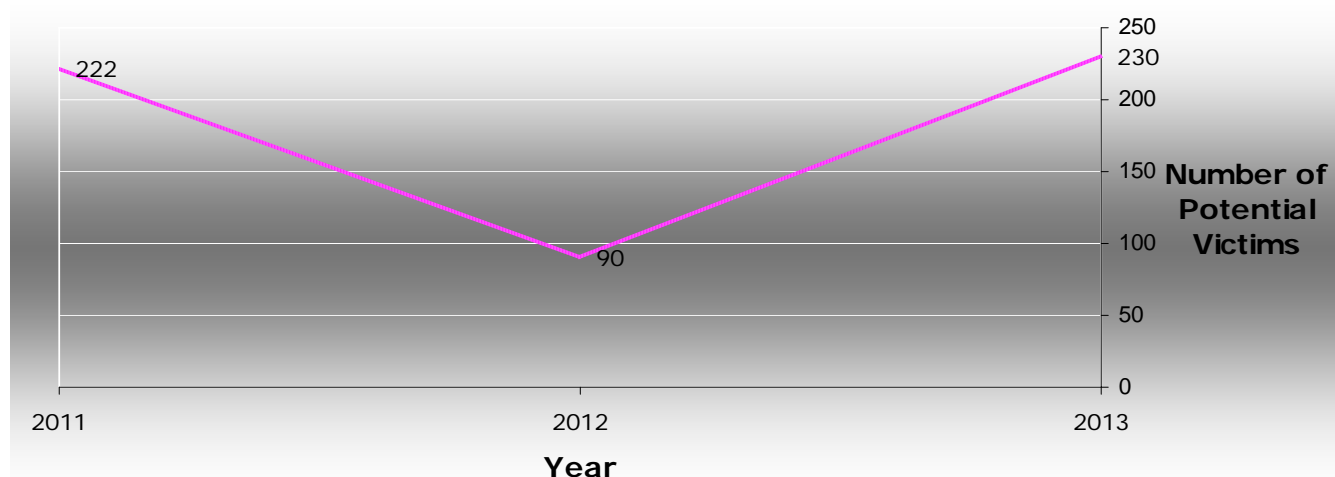
89. Potential victims who are being forced into marriage have been reported as being kept in properties against their will, and told that they are not allowed to leave until marriage papers had been signed. They may also have their passports retained by their traffickers and may be told that they will not be allowed to return home to their country of origin unless they comply.

Domestic Servitude

90. 230 (8%) potential victims reported having been trafficked for domestic servitude purposes. Although this is a significant increase on the number reported in 2012, it is similar to the number reported in 2011.

91. An explanation for this fluctuation could be due to the difference in agencies contributing to the report over the three year period. One of the organisations unable to contribute to the 2012 assessment was an NGO specialising in slave labour in the domestic work sector.

Figure 14: Number of potential victims exploited for Domestic Servitude 2011-2013



92. Although a form of employment, domestic servitude differs from the labour exploitation market considerably in the countries from which potential victims originate. Only six potential victims are recorded as EEA nationals, 218 (65%) originate from non EEA countries and the country of origin of the remaining six potential victims is unknown.

93. 198 (86%) were female and 31 (13%) were male. The gender of 1 of the potential victims was not specified. 180 (78%) were adults, 39 (17%) were minors and the age of 11 (5%) of the potential victims was not known at the time of exploitation.

94. The most prevalent country of origin for potential victims of domestic servitude was Nigeria (48, 21%) for the third consecutive year, closely followed by the Philippines (43, 19%), which is a 1,333% increase on the 3 potential victims identified in 2012.

95. In 2012 the Home Office reported that East Africans initially exploited in the Middle East and later brought to the UK as domestic workers were also commonly encountered by their staff. 12 potential victims from East Africa were reported in 2012 (13%) and 24 (10%) have been reported in 2013, therefore this trend has not been replicated in the information provided for this report.

96. Domestic servitude is more likely to be facilitated by individuals and less likely to be linked to organised criminality than other forms of exploitation.

Recruitment

97. Some potential victims exploited in domestic servitude have reported previously being employed in a domestic capacity either in their home country or elsewhere overseas, and being brought to the UK by their employer or members of their employer's family. An increasing number have reported finding their employment via an Agent in the Middle East in countries such as Qatar or United

Arab Emirates. Victims from the Philippines and Indonesia are linked to the use of agents in the Middle East.

98. Potential victims of domestic servitude continue to be brought to the UK for work, education or the promise of a better life by family and friends of family members.

Transport and Routing

99. There is limited information available regarding the routes and transportation of those trafficked for domestic servitude. Where information is available, potential victims travelled by air from their country of origin to the UK. There is also a lack of information regarding the use of fraudulent travel documents and visas, which has been indicated in only a handful of cases.

Finance

100. Many potential victims have either not been paid what they were promised, not paid an appropriate wage for the hours and amount of work done and given the equivalent of 'pocket money' or not paid at all, with some reporting that their money has been sent home to their family or is being 'saved' for them or looked after by their employer as they did not have access to their own bank account.

Coercive Methods

101. Potential victims of domestic servitude had their passports taken from them and retained by their traffickers. They were often threatened with removal from the UK or being reported to the authorities if they complained or tried to leave; they were reliant upon their employer for their immigration status. Some report being locked in rooms and not allowed out of the property in which they worked. Social contact, including with family, was restricted.

102. Some reported threats of violence or death for non compliance, while others report being beaten regularly or even raped by their traffickers.

Organ Harvest

103. There is no intelligence to suggest any trafficking of human beings to the UK for the purpose of removing organs or human tissue. Reports were received suggesting that two UK passport holders of East African heritage were to be trafficked to Europe for the sale of body organs; however, this information is uncorroborated.

Multiple Exploitation Types

104. 133 potential victims are reported to have been subjected to more than one exploitation type. The most common combinations are labour exploitation with benefits exploitation, accounting for 82 instances. The second most common combination of exploitation types is sexual exploitation and forced marriage.

Child Trafficking

105. Of the 2,744 potential victims of trafficking reported in 2013, 602 (22%) were children at the time of exploitation. This represents a 10% increase on the number of children encountered in 2012, but is a smaller proportion of the number of victims, as children represented 24% of the total number of potential victims in 2012.

106. The most prevalent countries of origin of child potential victims of trafficking were UK (128, 21%), Vietnam (77, 13%), Slovakia (56, 9%) Romania (42, 7%), Nigeria (36, 6%), Albania (35, 6%), Thailand (13, 2%), China (12, 2%), Pakistan (12, 2%) and Bangladesh (9, 1%)

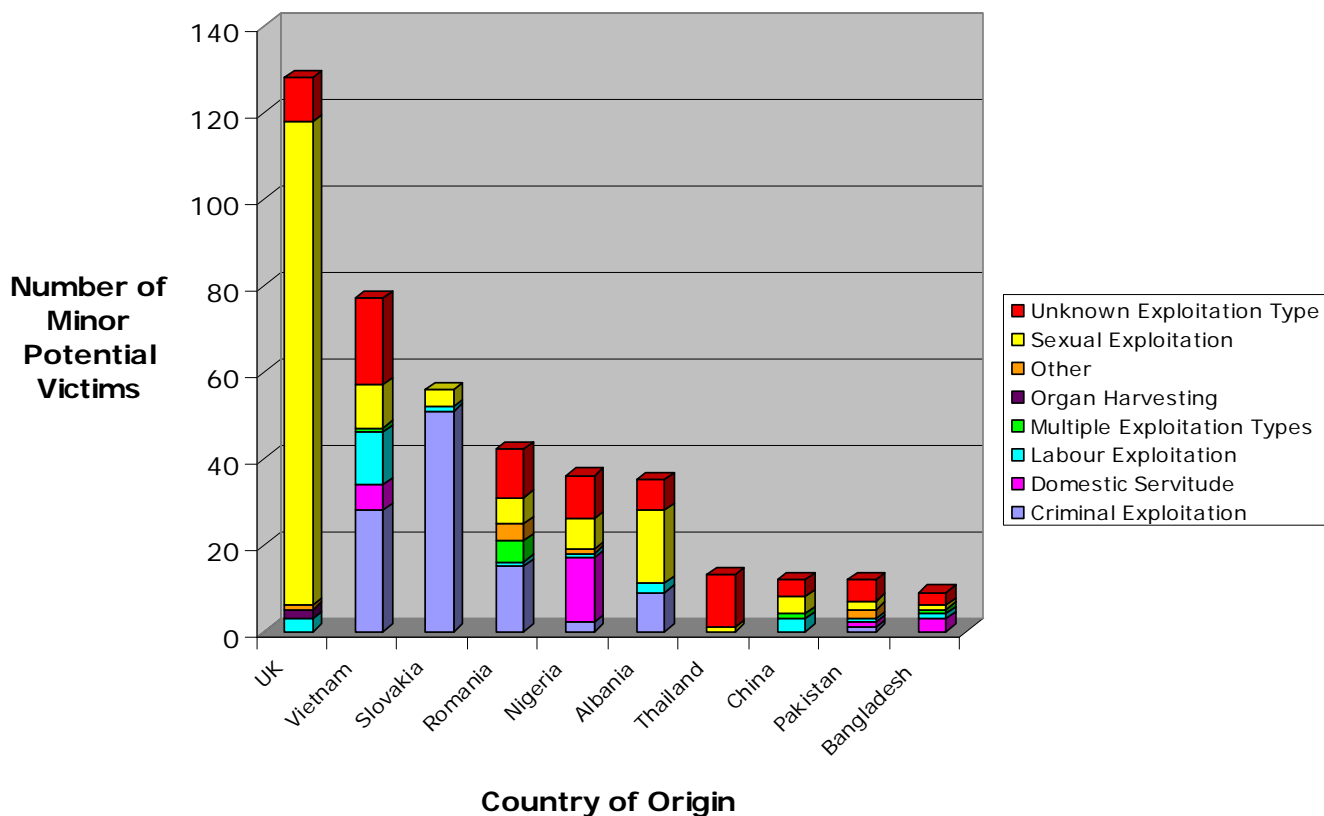
107. There were no potential child victims of trafficking reported as originating from Thailand in 2012. The NRM figures do not reflect this influx and the reporting includes uncorroborated information regarding a number of Thai females under the age of 17 who are being held in a property and are suspected victims of trafficking.

Figure 15: Ten most prevalent countries of origin for child potential victims of trafficking identified in 2013 compared to 2012

POSITION IN 2013	COUNTRY OF ORIGIN	POSITION IN 2012	TOTAL 2013	CHANGE FROM 2012
1	UK	5	128	+236%
2	Vietnam	1	77	-25%
3	Slovakia	3	56	+30%
4	Romania	4	42	+8%
5	Nigeria	2	36	-54%
6	Albania	6	35	+59%
7	Thailand	N/A	13	N/A
8	China	7	12	-8%
9	Pakistan	14	12	+100%
10	Bangladesh	8	9	-10%

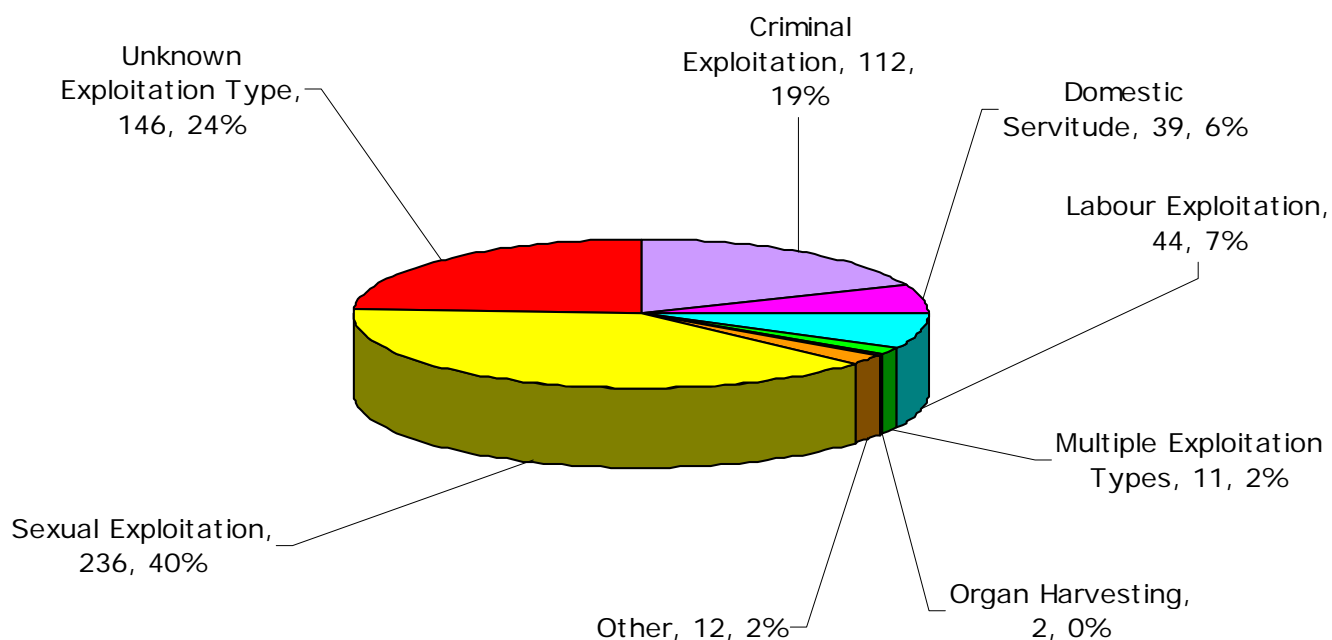
108. Of the 602 child potential victims reported, 394 (65%) were female, 177 (30%) were male and the gender of 31 (5%) was not specified. The most common exploitation type for girls was sexual exploitation, where boys were predominantly exploited for criminal (62) or labour (36) purposes. 15 males encountered are reported to have been exploited sexually.

Figure 16: Ten most prevalent countries of origin and exploitation types for minor potential victims of trafficking identified 2013



109. The most prevalent exploitation types for children believed to have been trafficked were sexual exploitation (236, 40%) and criminal exploitation (112, 19%).

Figure 17: Exploitation types reported by child potential victims of trafficking identified in 2013



110. The exploitation type of 146 (24%) of children was recorded as unknown. It is possible that the high percentage of children for whom an exploitation type is unknown is due to cases in which a child is identified as at risk of trafficking prior to any exploitation occurring, for example an unaccompanied asylum seeking child who is encountered on arrival in the UK.

Figure 18: Breakdown of child potential victims by gender and exploitation type

Gender	Exploitation Type	Total
Female	Criminal Exploitation	46
	Domestic Servitude	32
	Labour Exploitation	7
	Multiple Exploitation	6
	Other	5
	Sexual Exploitation	218
	Unknown Exploitation	80
	394	
Male	Criminal Exploitation	62
	Domestic Servitude	7
	Labour Exploitation	36
	Multiple Exploitation	5
	Other	4
	Sexual Exploitation	15
	Unknown Exploitation	48
	177	
Unknown	Criminal Exploitation	4
	Labour Exploitation	1
	Organ Harvesting	2
	Other	3
	Sexual Exploitation	3
	Unknown Exploitation	18
	31	
Total		602

Exploitation Type	Gender	Total
Criminal Exploitation	Female	46
	Male	62
	Unknown	4
		112
Domestic Servitude	Female	32
	Male	7
		39
Labour Exploitation	Female	7
	Male	36
	Unknown	1
		44
Multiple Exploitation	Female	6
	Male	5
		11
Organ Harvesting	Unknown	2
		2
Other	Female	5
	Male	4
	Unknown	3
		12
Sexual Exploitation	Female	218
	Male	15
	Unknown	3
		236
Unknown Exploitation	Female	80
	Male	48
	Unknown	18
		146
Total		602

Figure 19: Breakdown of age groups of child potential victims of trafficking

Age Group	Gender	Criminal Exploitation	Domestic Servitude	Labour Exploitation	Multiple Exploitation Types	Organ Harvesting	Other	Sexual Exploitation	Unknown Exploitation Type	Total
0-9	Female	17	0	0	1	0	2	0	17	37
	Male	14	0	0	1	0	1	0	9	25
	Unknown	0	0	0	0	2	1	0	7	10
		31	0	0	2	2	4	0	33	72
10-11	Female	6	1	0	0	0	0	0	3	10
	Male	3	0	1	0	0	1	0	2	7
	Unknown	0	0	1	0	0	0	0	0	1
		9	1	2	0	0	1	0	5	18
12-15	Female	10	9	3	1	0	3	76	18	120
	Male	16	3	14	0	0	2	3	17	55
	Unknown	1	0	0	0	0	0	0	0	1
		27	12	17	1	0	5	79	35	176
16-17	Female	9	6	3	2	0	0	114	23	157
	Male	24	2	13	1	0	0	5	15	60
	Unknown	1	0	0	0	0	0	0	0	1
		34	8	16	3	0	0	119	38	218
18 and Over⁹	Female	3	14	1	0	0	0	9	3	30
	Male	4	1	7	0	0	0	4	0	16
		7	15	8	0	0	0	13	3	46
Unknown	Female	1	2	0	2	0	0	19	16	40
	Male	1	1	1	3	0	0	3	5	14
	Unknown	2	0	0	0	0	2	3	11	18
		4	3	1	5	0	2	25	32	72
Total		112	39	44	11	2	12	236	146	602

111. Of the 602 child potential victims of trafficking encountered during 2013, 72 (12%) were aged up to nine years old, 18 (3%) were aged between 10 and 11 years, 176 (29%) were aged 12 to 15 years and 218 (36%) were aged between 16 and 17 years. 46 (8%) were children when the exploitation commenced, but had since become adults. In a further 72 (12%) cases, the potential victim was recorded as a child but no further information relating to their age was provided.

⁹ 18 and over denotes a potential victim that was exploited when under 18 but has since become an adult

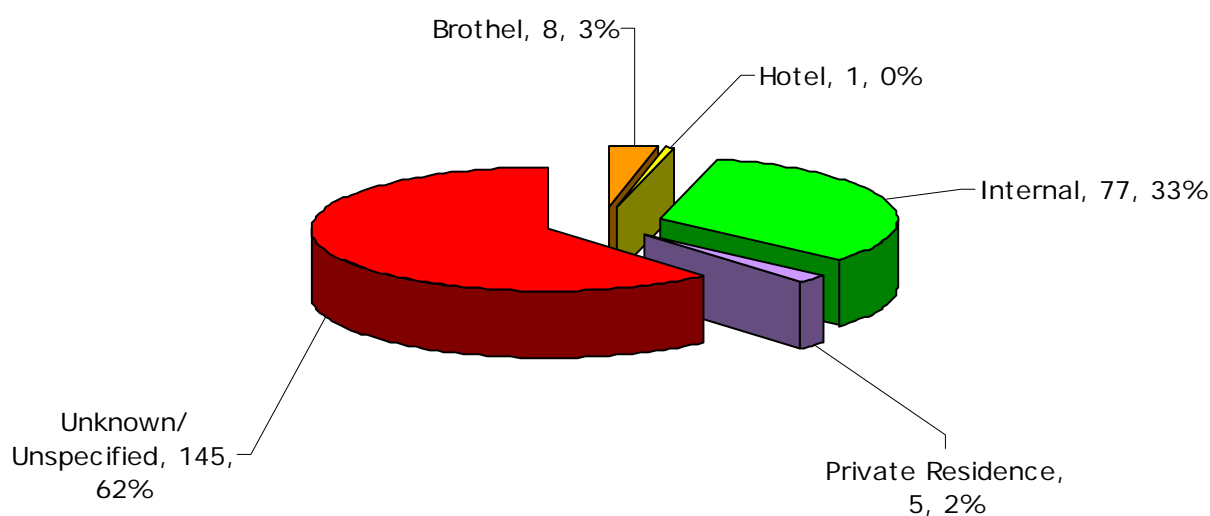
112. For children up to the age of nine years old, the exploitation type was unknown in 33 (46%) cases. Where the exploitation type was specified, the most common type was criminal exploitation (31, 43%), where 30 (97%) were exploited for benefit claims.

113. 50% (9) of child potential victims aged 10-11 were trafficked for criminal exploitation, 7 (78%) of which were for benefit claims.

114. Sexual exploitation was the most common type for children aged between 12 and 15, accounting for 79 (45%) of cases, 76 (96%) being female. The exploitation type was unspecified for 35 (19%) potential victims. 27 (15%) were trafficked for various types of criminal exploitation.

115. Child potential victims aged 16-17 most commonly experienced sexual exploitation, with 119 (55%) cases reported. 20 (9%) are believed to have been exploited for cannabis cultivation, accounting for 69% of all minors to be exploited in this manner. The exploitation type was unknown for 38 (17%) of children in this age group.

Figure 20: Subtypes of sexual exploitation reported by child potential victims in 2013



Sexual Exploitation

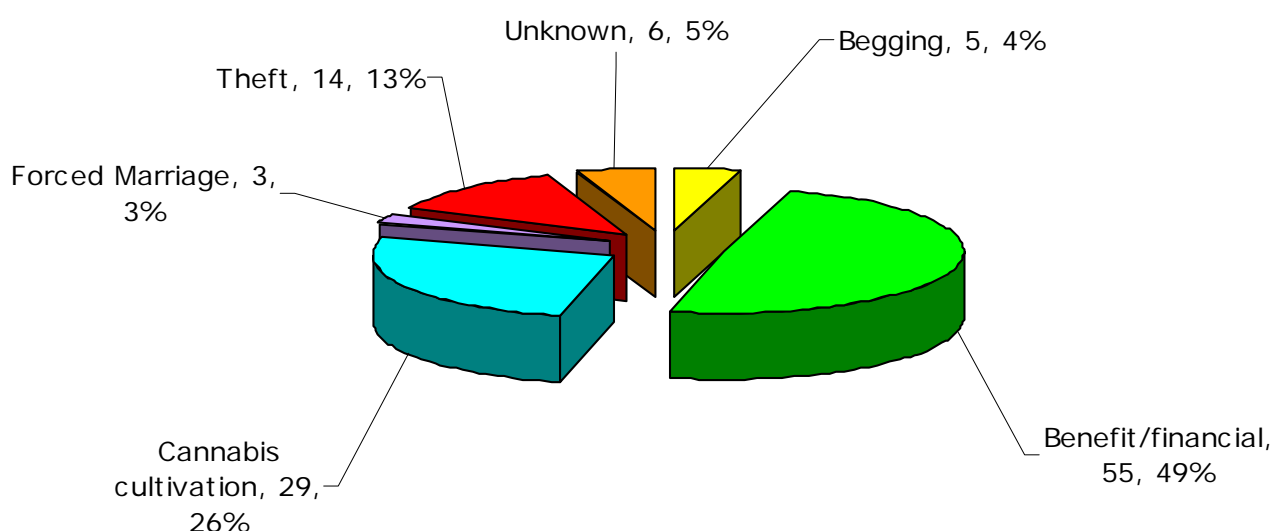
116. Of the 128 UK national child potential victims, 112 (88%) were reported to have been sexually exploited, an increase of 250% on those reported in 2012. 111 potential victims of internal trafficking for sexual exploitation within the UK were identified overall, 77 (69%) of these were identified as children, 44 (57%) were UK nationals. The subtype was not specified in 145 (62%) of minors reported for sexual exploitation.

117. High profile cases of child sexual exploitation continue to feature in the media. Although a significant increase of 55% in children reported for sexual exploitation for the purpose of this report indicates that there has been some improvement in victim identification, some cases may not involve or be easily

identifiable as trafficking or modern day slavery and so may not have been referred to the NCA for the purpose of this report, and the number of potential child victims of sexual exploitation could be much higher.

118. "If Only Someone Had Listened – Office of the Children’s Commissioner’s Inquiry into Child Sexual Exploitation in Gangs and Groups Final report November 2013" states that "Phase 1 of the Inquiry reported that a total of 2,409 children were known to be victims of child sexual exploitation (CSE) by gangs and groups. In addition the Inquiry identified 16,500 children and young people as being at risk of CSE."¹⁰

Figure 21: Subtypes of criminal exploitation reported by child potential victims in 2013



Criminal Exploitation

119. Of the 54 potential victims of trafficking for cannabis cultivation encountered, 29 of these were children. 28 (97%) of these children were Vietnamese. A further 20 Vietnamese minors were encountered whose exploitation type was not known. Trafficking for the purpose of cannabis cultivation has seen an overall decrease on that reported in 2012.¹¹

120. 55 (49%) of child potential victims were exploited for benefit claims, 50 (91%) of these originated from Slovakia, and have travelled to the UK with their parents, who themselves may be exploited for labour or benefit claims.

¹⁰ A number of published reports by the enquiry are available at www.childrenscommissioner.gov.uk

¹¹ See paragraph 72 regarding the decrease of potential victims of trafficking for cannabis cultivation

Domestic Servitude

121. Of the 230 potential victims reported as being trafficked for domestic servitude, 39 (17%) were children. The most common country of origin of children trafficked for domestic servitude is Nigeria (15, 38%), with African nations accounting for the country of origin of 28 (72%) of children trafficked for this type of exploitation.

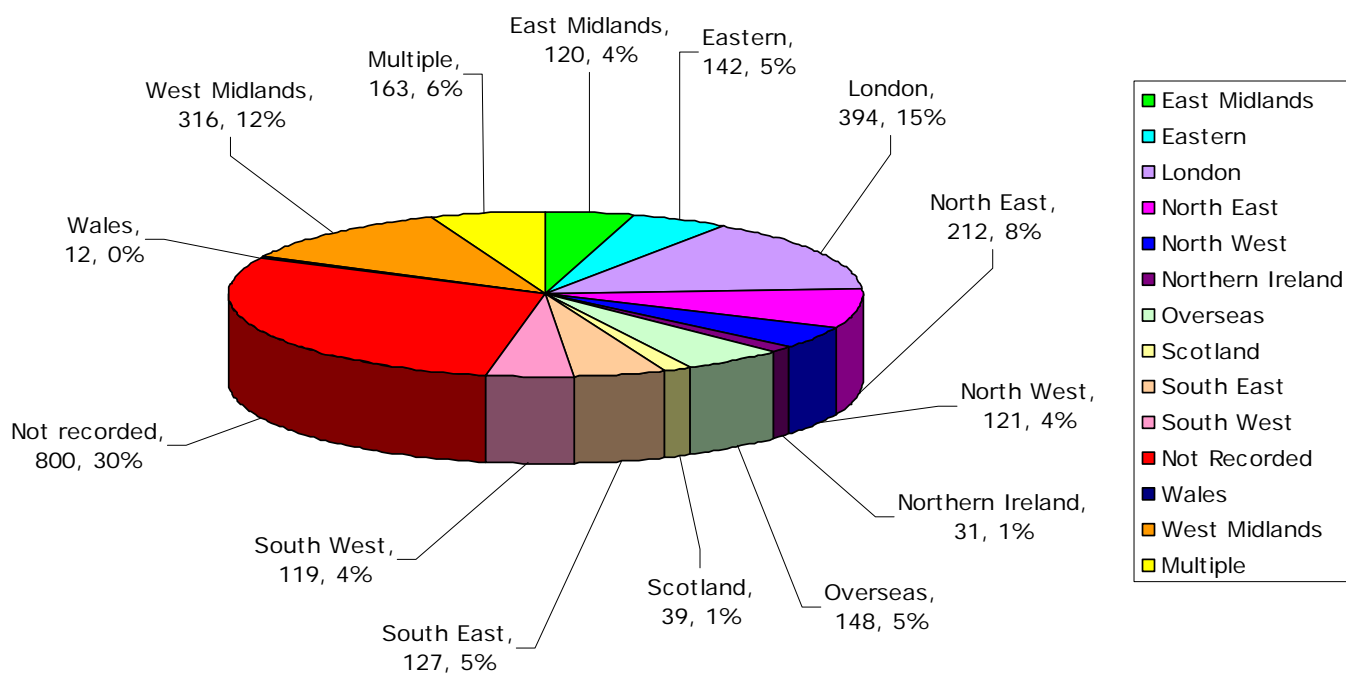
122. Children trafficked to the UK for this type of exploitation are often brought by family members for a better life, either to escape violence or persecution due to their families' political or religious beliefs, for an education, or to visit relatives or family friends with whom they remain as a domestic slave.

Other enablers

123. Twelve potential child victims are reported to have been brought to the UK by way of some form of illegal adoption or private fostering arrangement, however, this may be merely the enabler for bringing the child to the UK and the actual manner in which they were to be subsequently exploited is not known.

Geographical and Regional Breakdowns

Figure 22: Recorded location of exploitation of potential victims



124. Of the 2744 potential victims, the alleged location of exploitation was reported in 1944 (71%) cases. The location of exploitation was either not known or unspecified in the other 800 (29%) cases.

125. 148 (5%) of potential victims encountered in the UK reported being exploited overseas before arriving in the UK and have not reported any exploitation in the UK. 101 (68%) of those reporting exploitation overseas only and not in the UK were from Albania, 12 (8%) were from Vietnam.

126. 163 (6%) of potential victims have been reported as exploited in multiple locations throughout the UK. 85 (52%) of these potential victims were subject to sexual exploitation. Potential victims from Romania are the most prevalent to have been exploited in various regions. 41 potential victims from Romania experienced sexual exploitation that took place in hotels, 18 (44%) of whom were also exploited in multiple locations throughout the UK.

Figure 23: Table to show the number of potential victims encountered by exploitation type and the area where exploitation is reported to have taken place

Region	Exploitation Type								Total
	Criminal Exploitation	Domestic Servitude	Labour Exploitation	Multiple Exploitation Types	Organ Harvesting	Other	Sexual Exploitation	Unknown Exploitation Type	
East Midlands	7	1	68	4	0	0	28	12	120
Eastern	6	5	79	1	0	0	42	9	142
London	24	63	47	9	0	0	239	12	394
North East	66	3	94	8	0	0	31	10	212
North West	8	3	18	14	0	0	63	15	121
Northern Ireland	1	0	10	4	0	0	15	1	31
Overseas	9	9	10	0	0	0	118	2	148
Scotland	8	1	10	0	0	0	20	0	39
South East	6	7	60	0	0	0	48	6	127
South West	13	0	34	10	0	0	60	2	119
Unknown	58	131	143	20	2	13	269	164	800
Wales	1	0	6	0	0	0	5	0	12
West Midlands	21	1	124	61	0	0	105	4	316
Multiple	21	6	40	2	0	0	85	9	163
Total	249	230	743	133	2	13	1128	246	2744

Figure 24: Table to show the ten most prevalent countries of origin of potential victims encountered and the location in which they were reported to have been exploited

Region	Country of Origin									
	Romania	Poland	UK	Albania	Nigeria	Slovakia	Vietnam	Hungary	Lithuania	Thailand
East Midlands	4	25	12	0	0	11	2	2	4	16
Eastern	26	1	7	1	4	2	2	2	39	0
London	61	6	13	15	41	2	15	6	4	61
North East	9	14	7	0	0	76	5	44	2	2
North West	15	1	1	0	2	5	3	21	6	0
Northern Ireland	10	1	9	0	0	0	1	0	0	0
Overseas	1	1	1	101	4	0	12	1	0	0
Scotland	3	4	4	1	1	5	2	0	2	2
South East	6	6	26	14	3	8	3	1	3	3
South West	24	3	36	2	0	1	2	0	14	0
Unknown	50	27	34	53	95	19	74	47	17	2
Wales	2	0	4	0	1	0	4	0	0	0
West Midlands	43	147	26	1	1	6	6	4	1	0
Multiple	53	3	13	4	6	8	7	8	12	3
<i>Total</i>	307	239	193	192	158	143	138	136	104	89

127. The map below illustrates that labour is the predominant exploitation type reported in the east of the UK, while sexual exploitation is most common throughout the rest of the UK regions, including London.

128. The following section contains regional overviews. Potential victims that have been exploited in multiple locations will be included in more than one region, as some potential victims have indicated exploitation in up to five different regional areas.

Figure 25: Most prominent exploitation type experienced by potential victims by region of exploitation, including exploitation in multiple regions

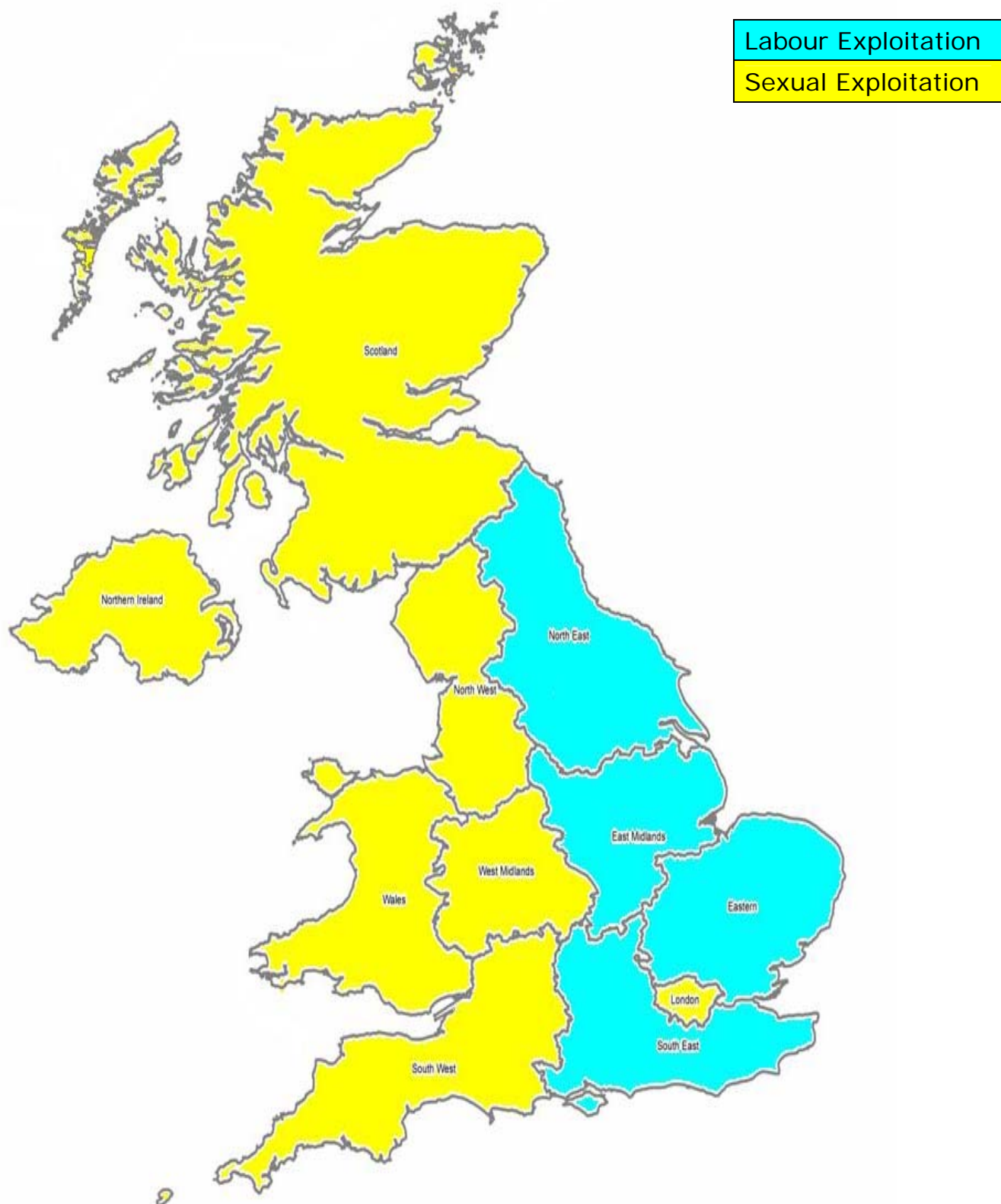
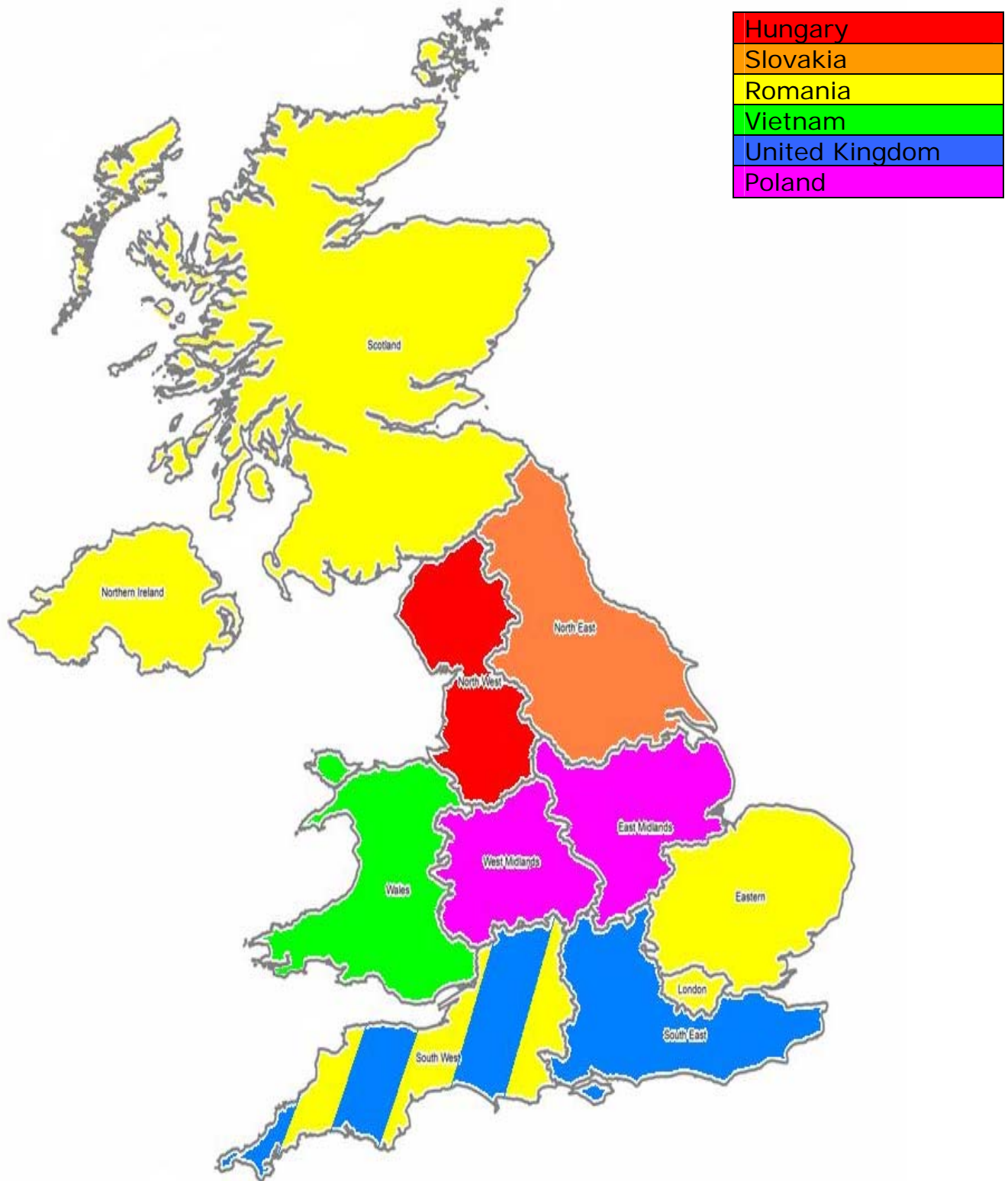


Figure 26: Most prominent country of origin of potential victims by region of exploitation, including exploitation in multiple regions

Where two countries of origin are shown, there were similar potential victims of each exploited within that region



East Midlands region

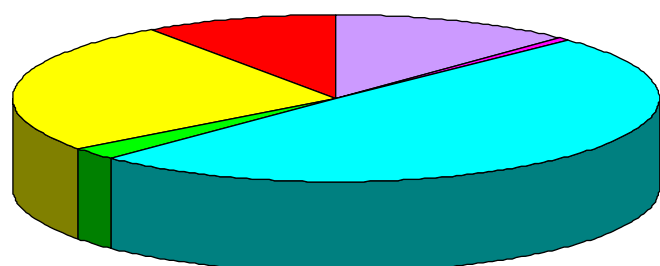
155 potential victims are reported to have been subject to some exploitation within the East Midlands region.

Of these, 77 (50%) potential victims experienced labour exploitation, which was the most prominent exploitation type reported in the region.

The most prevalent country of origin of potential victims who encountered exploitation in the East Midlands region, where known, was Poland, which accounted for 25 (16%).

Country of Origin of Potential Victims Encountered in EAST MIDLANDS region	
Unknown	31
Poland	25
UK	18
Romania	16
Thailand	16
Slovakia	13
Lithuania	9
Czech Republic	8
Hungary	3
Latvia	4
China	2
Philippines	2
Vietnam	2
Bulgaria	1
India	1
Nigeria	1
Pakistan	1
Russia	1
USA	1
Total	155

Number of Potential Victims Encountered by Exploitation Type in EAST MIDLANDS region	
Criminal Exploitation	19
Domestic Servitude	1
Labour Exploitation	77
Multiple Exploitation	4
Organ Harvesting	0
Other	0
Sexual Exploitation	40
Unknown Exploitation	14
Total	155



■ Criminal Exploitation	■ Domestic Servitude
■ Labour Exploitation	■ Multiple Exploitation Types
■ Sexual Exploitation	■ Unknown Exploitation Type

Eastern region

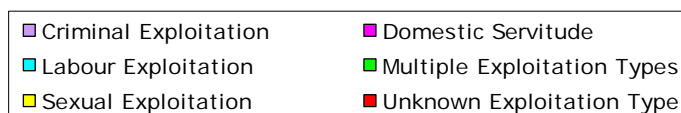
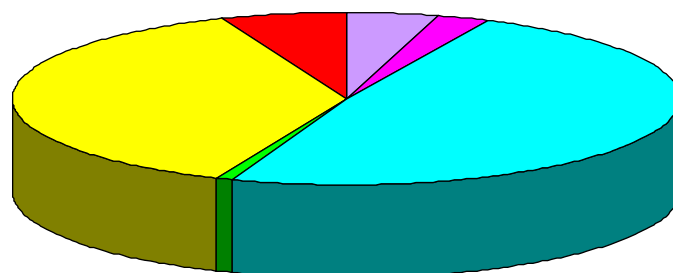
184 potential victims are reported to have been subject to some exploitation within the Eastern region.

Of these, 89 (48%) potential victims experienced labour exploitation, which was the most prominent exploitation type reported in the region.

The most prevalent country of origin of potential victims who encountered exploitation in the Eastern region, where known, was Romania, which accounted for 51 (28%).

Country of Origin of Potential Victims Encountered in EASTERN region	
Romania	51
Lithuania	42
Latvia	21
Unknown	12
UK	11
Pakistan	10
China	4
Hungary	4
Nigeria	4
Czech Republic	3
Ghana	2
Slovakia	2
Uganda	2
Vietnam	2
Albania	1
Canada	1
Democratic Republic of the Congo	1
Eritrea	1
Estonia	1
Kenya	1
Malawi	1
Poland	1
Russia	1
Somalia	1
South Africa	1
Sri Lanka	1
USA	1
Zambia	1
Total	184

Number of Potential Victims Encountered by Exploitation Type in EASTERN region	
Criminal Exploitation	8
Domestic Servitude	5
Labour Exploitation	89
Multiple Exploitation	2
Organ Harvesting	0
Other	0
Sexual Exploitation	69
Unknown Exploitation	11
Total	184



London region

460 potential victims are reported to have been subject to some exploitation within the London region.

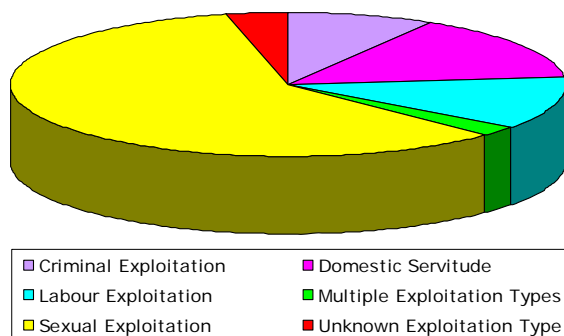
Of these, 272 (59%) potential victims experienced sexual exploitation, which was the most prominent exploitation type reported in the region.

The most prevalent country of origin of potential victims who encountered exploitation in the London region, where known, was Romania, which accounted for 83 (18%).

Country of Origin of Potential Victims Encountered in LONDON region	
Romania	83
Unknown	68
Thailand	64
Nigeria	47
UK	19
Albania	18
Vietnam	18
Pakistan	12
China	10
Philippines	10
Uganda	8
Czech Republic	7
Lithuania	7
Poland	7
Sierra Leone	7
Bulgaria	6
Hungary	6
India	6
Ghana	5
Indonesia	5
Ukraine	4
Bangladesh	3
Brazil	3
Latvia	3
Cameroon	2
Congo	2
Democratic Republic of the Congo	2
Ethiopia	2
Guinea	2
Israel	2
Jamaica	2
Slovakia	2
Somalia	2
Zambia	2
Afghanistan	1

Country of Origin of Potential Victims Encountered in LONDON region (cont.)	
Bolivia	1
Gambia	1
Ivory Coast	1
Kenya	1
Lao People's Democratic Republic	1
Malawi	1
Mongolia	1
Russia	1
South Africa	1
Sri Lanka	1
Sudan	1
Tanzania	1
Turkey	1
Total	460

Number of Potential Victims Encountered by Exploitation Type in LONDON region	
Criminal Exploitation	39
Domestic Servitude	68
Labour Exploitation	55
Multiple Exploitation	10
Organ Harvesting	0
Other	0
Sexual Exploitation	272
Unknown Exploitation	16
Total	460



North East region


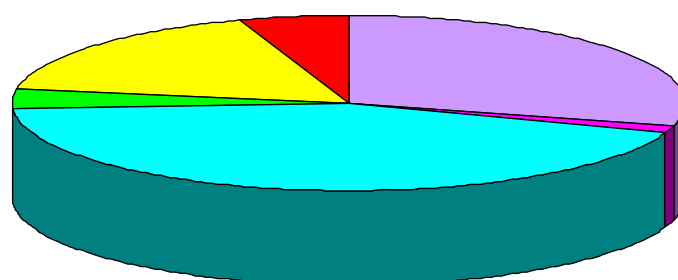
230 potential victims are reported to have been subject to some exploitation within the North East region.

Of these, 100 (43%) potential victims experienced labour exploitation, which was the most prominent exploitation type reported in the region.

The most prevalent country of origin of potential victims who encountered exploitation in the North East region, where known, was Slovakia, which accounted for 77 (33%).

Country of Origin of Potential Victims Encountered in NORTH EAST region	
Slovakia	77
Hungary	50
Unknown	36
Czech Republic	15
Poland	15
Romania	12
UK	8
Vietnam	5
Pakistan	4
China	2
Lithuania	2
Thailand	2
Burma	1
Indonesia	1
Total	230

Number of Potential Victims Encountered by Exploitation Type in NORTH EAST region	
Criminal Exploitation	67
Domestic Servitude	3
Labour Exploitation	100
Multiple Exploitation	8
Organ Harvesting	0
Other	0
Sexual Exploitation	40
Unknown Exploitation	12
Total	230



North West region

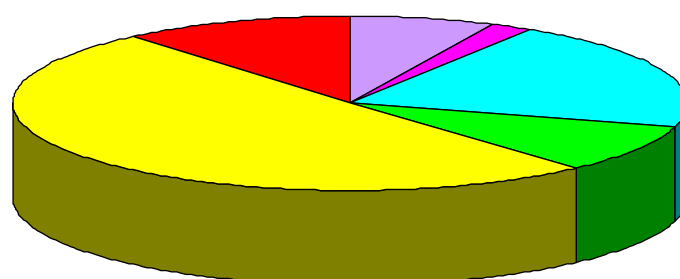
170 potential victims are reported to have been subject to some exploitation within the North West region.

Of these, 86 (51%) potential victims experienced sexual exploitation, which was the most prominent exploitation type reported in the region.

The most prevalent country of origin of potential victims who encountered exploitation in the North West region, where known, was Hungary, which accounted for 28 (16%).

Country of Origin of Potential Victims Encountered in NORTH WEST region	
Unknown	56
Hungary	28
Romania	22
Lithuania	12
Slovakia	8
UK	8
Czech Republic	7
Vietnam	7
China	4
Albania	3
Latvia	3
Nigeria	2
Uganda	2
Angola	1
Gambia	1
Grenada	1
Kenya	1
Poland	1
Somalia	1
Sri Lanka	1
Zimbabwe	1
Total	170

Number of Potential Victims Encountered by Exploitation Type in NORTH WEST region	
Criminal Exploitation	12
Domestic Servitude	3
Labour Exploitation	35
Multiple Exploitation	15
Organ Harvesting	0
Other	0
Sexual Exploitation	86
Unknown Exploitation	19
Total	170



■ Criminal Exploitation	■ Domestic Servitude
■ Labour Exploitation	■ Multiple Exploitation Types
■ Sexual Exploitation	■ Unknown Exploitation Type

Northern Ireland

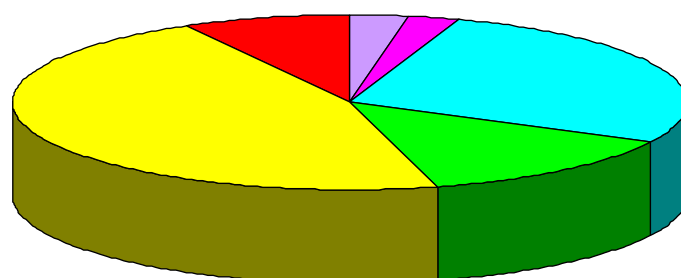
37 potential victims are reported to have been subject to some exploitation within Northern Ireland.

Of these, 17 (46%) potential victims experienced sexual exploitation, which was the most prominent exploitation type reported in the region.

The most prevalent country of origin of potential victims who encountered exploitation in the Northern Ireland region, where known, was Romania, which accounted for 12 (32%).

Country of Origin of Potential Victims Encountered in NORTHERN IRELAND	
Romania	12
UK	9
China	3
Ghana	3
Macedonia	2
Nigeria	2
Vietnam	2
Brazil	1
Guinea Bissau	1
Italy	1
Poland	1
Total	37

Number of Potential Victims Encountered by Exploitation Type in NORTHERN IRELAND	
Criminal Exploitation	1
Domestic Servitude	1
Labour Exploitation	10
Multiple Exploitation	5
Organ Harvesting	0
Other	0
Sexual Exploitation	17
Unknown Exploitation	3
Total	37



■ Criminal Exploitation	■ Domestic Servitude
■ Labour Exploitation	■ Multiple Exploitation Types
■ Sexual Exploitation	■ Unknown Exploitation Type

Scotland

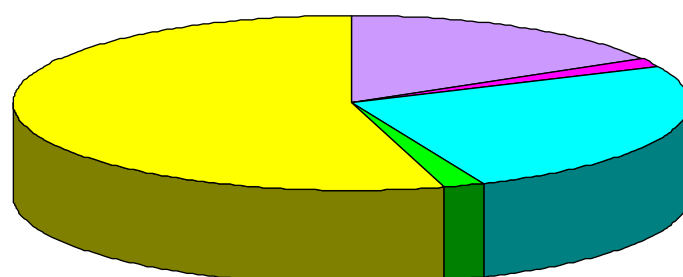
55 potential victims are reported to have been subject to some exploitation within Scotland.

Of these, 30 (55%) potential victims experienced sexual exploitation, which was the most prominent exploitation type reported in the region.

The most prevalent country of origin of potential victims who encountered exploitation in the Scotland region, where known, was Romania, which accounted for 9 (16%).

Country of Origin of Potential Victims Encountered in SCOTLAND	
Romania	9
Poland	5
Slovakia	5
Thailand	5
UK	5
China	4
Unknown	4
Vietnam	3
Ghana	2
Kenya	2
Latvia	2
Lithuania	2
Albania	1
Bulgaria	1
Czech Republic	1
Gambia	1
Jamaica	1
Nigeria	1
Uganda	1
Total	55

Number of Potential Victims Encountered by Exploitation Type in SCOTLAND	
Criminal Exploitation	9
Domestic Servitude	1
Labour Exploitation	14
Multiple Exploitation	1
Organ Harvesting	0
Other	0
Sexual Exploitation	30
Unknown Exploitation	0
Total	55



■ Criminal Exploitation	■ Domestic Servitude
■ Labour Exploitation	■ Multiple Exploitation Types
■ Sexual Exploitation	■ Unknown Exploitation Type

South East region

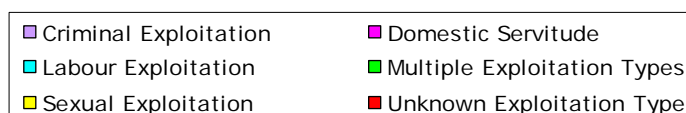
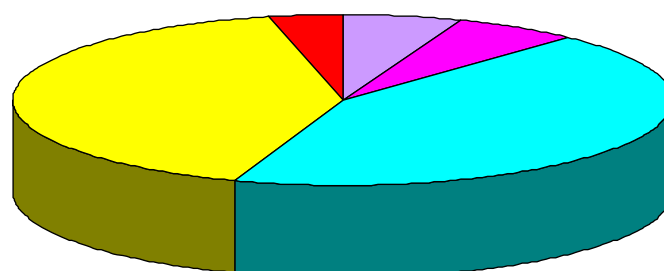
168 potential victims are reported to have been subject to some exploitation within the South East region.

Of these, 73 (43%) potential victims experienced labour exploitation, which was the most prominent exploitation type reported in the region, closely followed by sexual exploitation with 69 (41%) potential victims.

The most prevalent country of origin of potential victims who encountered exploitation in the South East region, where known, was United Kingdom, which accounted for 28 (17%).

Country of Origin of Potential Victims Encountered in SOUTH EAST region	
Unknown	34
UK	28
Romania	21
Albania	14
Slovakia	13
Czech Republic	7
Poland	7
Bulgaria	5
Nigeria	5
Pakistan	5
Vietnam	5
Lithuania	4
Thailand	3
China	2
Latvia	2
Philippines	2
Sierra Leone	2
Afghanistan	1
Guatemala	1
Hungary	1
India	1
Indonesia	1
Kenya	1
Lao People's Democratic Republic	1
Uganda	1
Zimbabwe	1
Total	168

Number of Potential Victims Encountered by Exploitation Type in SOUTH EAST region	
Criminal Exploitation	10
Domestic Servitude	10
Labour Exploitation	73
Multiple Exploitation	0
Organ Harvesting	0
Other	0
Sexual Exploitation	69
Unknown Exploitation	6
Total	168



South West region

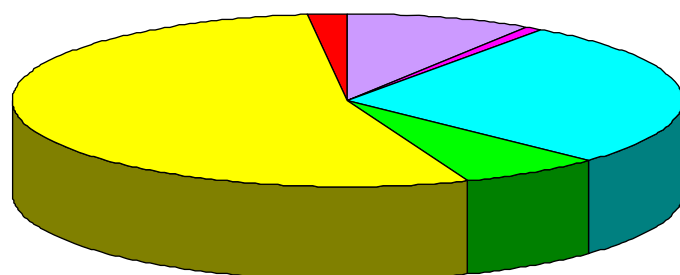
156 potential victims are reported to have been subject to some exploitation within the South West region.

Of these, 84 (54%) potential victims experienced sexual exploitation, which was the most prominent exploitation type reported in the region.

The most prevalent country of origin of potential victims who encountered exploitation in the South West region, where known, was United Kingdom, closely followed by Romania, which accounted for 39 (25%) and 38 (24%).

Country of Origin of Potential Victims Encountered in SOUTH WEST region	
UK	39
Romania	38
Czech Republic	18
Lithuania	17
Unknown	12
China	6
Slovakia	5
Vietnam	4
Albania	3
Poland	3
Bulgaria	2
Philippines	2
Algeria	1
Ireland	1
Italy	1
Latvia	1
South Africa	1
Uganda	1
Zambia	1
Total	156

Number of Potential Victims Encountered by Exploitation Type in SOUTH WEST region	
Criminal Exploitation	14
Domestic Servitude	1
Labour Exploitation	43
Multiple Exploitation	11
Organ Harvesting	0
Other	0
Sexual Exploitation	84
Unknown Exploitation	3
Total	156



■ Criminal Exploitation	■ Domestic Servitude
■ Labour Exploitation	■ Multiple Exploitation Types
■ Sexual Exploitation	■ Unknown Exploitation Type

Wales

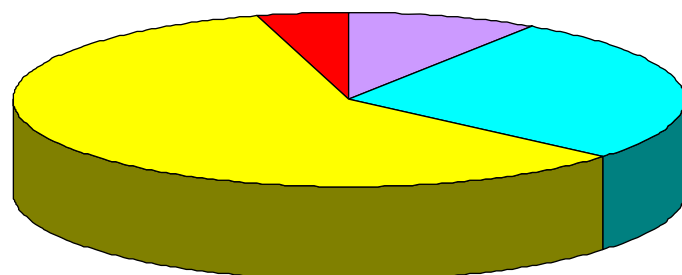
22 potential victims are reported to have been subject to some exploitation within Wales.

Of these, 13 (59%) potential victims experienced sexual exploitation, which was the most prominent exploitation type reported in the region.

The most prevalent country of origin of potential victims who encountered exploitation in the Wales region, where known, was Vietnam, which accounted for 5 (23%).

Country of Origin of Potential Victims Encountered in WALES	
Vietnam	5
Romania	4
UK	4
Czech Republic	3
Nigeria	2
Albania	1
China	1
Lithuania	1
USA	1
Total	22

Number of Potential Victims Encountered by Exploitation Type in WALES	
Criminal Exploitation	2
Domestic Servitude	0
Labour Exploitation	6
Multiple Exploitation	0
Organ Harvesting	0
Other	0
Sexual Exploitation	13
Unknown Exploitation	1
Total	22



■ Criminal Exploitation	■ Domestic Servitude
■ Labour Exploitation	■ Multiple Exploitation Types
■ Sexual Exploitation	■ Unknown Exploitation Type

West Midlands region

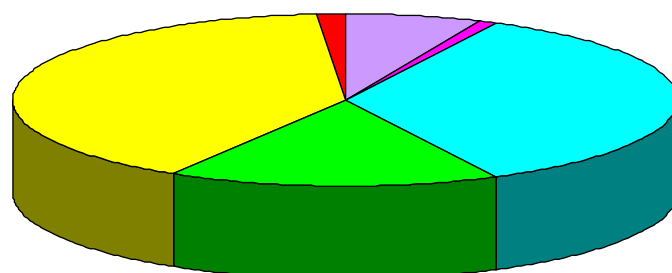
379 potential victims are reported to have been subject to some exploitation within the West Midlands region.

Of these, 152 (40%) potential victims experienced sexual exploitation, which was the most prominent exploitation type reported in the region, followed by labour exploitation, 133 (79%).

The most prevalent country of origin of potential victims who encountered exploitation in the West Midlands region, where known, was Poland, which accounted for 149 (39%).

Country of Origin of Potential Victims Encountered in WEST MIDLANDS region	
Poland	149
Romania	68
Unknown	64
UK	30
Slovakia	7
Vietnam	7
China	6
Latvia	5
Lithuania	5
Uganda	5
Albania	4
Hungary	4
Pakistan	4
Afghanistan	3
India	3
Thailand	3
Czech Republic	2
Sierra Leone	2
Bangladesh	1
Cameroon	1
Ghana	1
Jamaica	1
Malawi	1
Nigeria	1
Philippines	1
Tanzania	1
Grand Total	379

Number of Potential Victims Encountered by Exploitation Type in WEST MIDLANDS region	
Criminal Exploitation	25
Domestic Servitude	3
Labour Exploitation	133
Multiple Exploitation	61
Organ Harvesting	0
Other	0
Sexual Exploitation	152
Unknown Exploitation	5
Total	379



■ Criminal Exploitation	■ Domestic Servitude
■ Labour Exploitation	■ Multiple Exploitation Types
■ Sexual Exploitation	■ Unknown Exploitation Type

Annex A

Caveats/ Limitations

- In some cases, information pertaining to a potential victim of trafficking was received from more than one source, for example the National Referral Mechanism (NRM) and a police force. Occasionally, some personal details differed across the two sources, for example, different nationalities were recorded.
- If a potential victim is exploited in more than one way, this will not necessarily be reflected in the information provided. One exploitation type only may be recorded, and across different data sources, there may be different exploitation types recorded for the same individual.
- Some intelligence logs received by NCA UKHTC in 2013 reported potential victims of trafficking, but personal details regarding these were either not known or not provided. In these cases, it was not possible to reduce the risk of duplication of data, and so in such cases, each potential victim was allocated a unique reference number and counted as a separate individual. Whilst all practicable efforts were made to limit these duplications, it is possible this may potentially have led to a higher total potential victim total being recorded.
- In some data sources, exploitation types were not recorded consistently. For example, across different data providers, an individual may have been recorded as a potential victim of labour exploitation but no information relating to the location or type of their exploitation was provided. Due to this, a person could be recorded as a potential victim of labour exploitation whether they had been exploited in a factory, through begging or through criminal exploitation such as theft or the cultivation of cannabis.
- Exploitation types recorded on the NRM database are categorised differently to those used in this assessment. For example, those exploited through cannabis cultivation are recorded as having been exploited for their labour on NRM publications. More detailed exploitation subtypes were used in this assessment in order to enhance knowledge of exploitation reported by potential victims of trafficking.
- Some people who have been trafficked may not consider themselves to have been exploited. Due to this, they may be unwilling to disclose their experience, co-operate with law enforcement investigations or consent to entering into the NRM.
- Some people may not be identified as potential victims of trafficking by those who encounter them. Some may be considered to be voluntarily working in prostitution, and those who are criminally exploited (for example in cannabis factories or through theft) may be identified as criminals. Potential victims who have been provided with false, stolen or fraudulently obtained genuine identity documents may be considered immigration offenders.

- Different criteria may be used by people to identify potential victims of trafficking. Due to this, it can be difficult to ascertain the true number of potential victims of trafficking without them being referred to the NRM.
- Some victims of trafficking have their movement and interaction with the outside world restricted by those controlling them. As such, they can be difficult to identify and opportunities for them to disclose their exploitation would be limited. It is therefore likely that the true number of victims of trafficking is higher than that identified in this assessment.

Annex B

National Referral Mechanism (NRM)

From 1 April 2009 a National Referral Mechanism (NRM) was introduced to provide a framework within which public bodies such as the criminal justice agencies, UK Border Agency (now UK Visas and Immigration, part of the Home Office), local authorities and third sector partners could work together to identify individuals who may be victims of trafficking and provide appropriate protection and support.

The Council of Europe Convention on trafficking has a two stage process for identifying victims of trafficking in which the *reasonable grounds* test acts as an initial filter to a fuller, more conclusive decision.

Frontline professionals in named *first responder* organisations can refer individuals who they think may be evidencing signs of being a victim of human trafficking to designated *Competent Authorities (CA)* who work with partners to make an assessment. Adults must have given their consent before being referred through the NRM.

First responders are:

- Designated Non Governmental Organisations
- UK Police Forces
- National Crime Agency
- Home Office
- UK Border Force
- Local Authority Children's Services
- The Gangmasters Licensing Authority

Competent Authorities (CA) are:

- A central multi-agency CA based in the National Crime Agency UK Human Trafficking Centre (NCA UKHTC) and
- Linked but separate CA in the Home Office UK Visas and Immigration to assess cases where trafficking is raised as part of an asylum claim or in the context of another immigration process.

Process and timescales

The Competent Authority has a target of five working days from the date of receipt of the referral, within which to make a decision on whether the individual has reasonable grounds for being considered a victim of trafficking. During this period, the CA may contact the first responder and other relevant organisations for further information. Once a positive *reasonable grounds* decision is made by the CA, the individual is granted a 45 day reflection/recovery period.

The temporary status of the 'reasonable grounds' decision provides the conditions for the fuller evaluation to be made, and allows the individual to escape the influence and control of the traffickers. The officer will have the discretion to extend the validity of the temporary admission beyond 45 days where circumstances warrant. Similarly the decision maker can curtail the reflection period and immigration status where the trafficking claim is found to be fraudulent. Following any decision, the officer will contact the victim to inform them of their case.

Once the CA has reached a decision, they will notify the individual by letter on their decision. A notification letter will also be sent to the first responder informing them of the outcome.

Annex C

Victims (To cover period January 2013 to December 2013)

This section [of the intelligence requirement] relates to victims and will inform the annual NCA UKHTC Assessment on Human Trafficking primarily focussing on victims. This section is to be completed on the attached Excel spreadsheet.

a. Victim Details

- Name¹² and date of birth
- Age at the time of trafficking incident
- Adult or minor
- Gender
- Nationality
- In the case of UK residents or other people normally resident in the UK, how did they travel within/ out of the UK?
- In the case of foreign nationals:
 - How did they travel to the UK?
 - Was transport arranged for them?
 - Were any identity documents or visas arranged for them?
 - What route was taken to the UK?
- Was information about this victim shared with NCA UKHTC?
- Was the victim referred to the National Referral Mechanism (NRM)?
- Has the victim been reported as missing?

b. Exploitation

- How was the victim recruited?
- Where was the victim recruited? (if in the UK, please give location and police force area)
- Exploitation type (if more than one exploitation type was found, please record all): (these will be drop-down options on a spreadsheet provided to recipients)

Sexual Exploitation:

- Sexual exploitation- on-street
- Sexual exploitation- brothel
- Sexual exploitation- private residence
- Sexual exploitation- internal trafficking
- Sexual exploitation- multiple types, e.g. brothel and on-street
- Sexual exploitation- other- please provide details
- Sexual exploitation- unknown

Labour Exploitation:

- Labour exploitation- agricultural
- Labour exploitation- food processing
- Labour exploitation- block paving/ tarmacking
- Labour exploitation- construction
- Labour exploitation- restaurants

¹² If you do not feel comfortable sharing the name of the victim, please provide their initials so we can minimise duplications.

- Labour exploitation- other- please provide details
- Labour exploitation- multiple types, e.g. agricultural and restaurants
- Labour exploitation- unknown

Criminal Exploitation:

- Criminal exploitation- theft
 - Criminal exploitation- benefit/ financial exploitation (e.g. benefits removed from PVOT or claimed in PVOT's name by offender, bank accounts opened in PVOT's name, loans or other credit applied for in PVOT's name)
 - Criminal exploitation- cannabis cultivation
 - Criminal exploitation- begging
 - Criminal exploitation- multiple, e.g. begging and theft
 - Criminal exploitation- other, please provide details
 - Criminal exploitation- unknown
 - Domestic servitude
 - Organ/ tissue harvesting
 - Multiple exploitation types e.g. labour exploitation and sexual exploitation
 - Unknown exploitation type - if possible, please provide details about why this is unknown, for example a potential victim of trafficking was safeguarded or escaped prior to exploitation occurring
- Location of exploitation (police force area in which exploitation occurred- if more than one location, please record all).

c. Coercion (If more than one method was used, please list all encountered)

- Assault
- Threats to harm self or others
- Restriction of movement or constant supervision
- Removal of passport or other identity documents
- Not paid/ paid very little
- Social isolation
- Threats to inform officials about immigration status
- Other- please provide information

d. Finance

- Did the victim receive any payment for actions, or pay any costs?
- Is there anything else known about any financial aspect of the human trafficking case? If so, please provide details